



CINEPEER

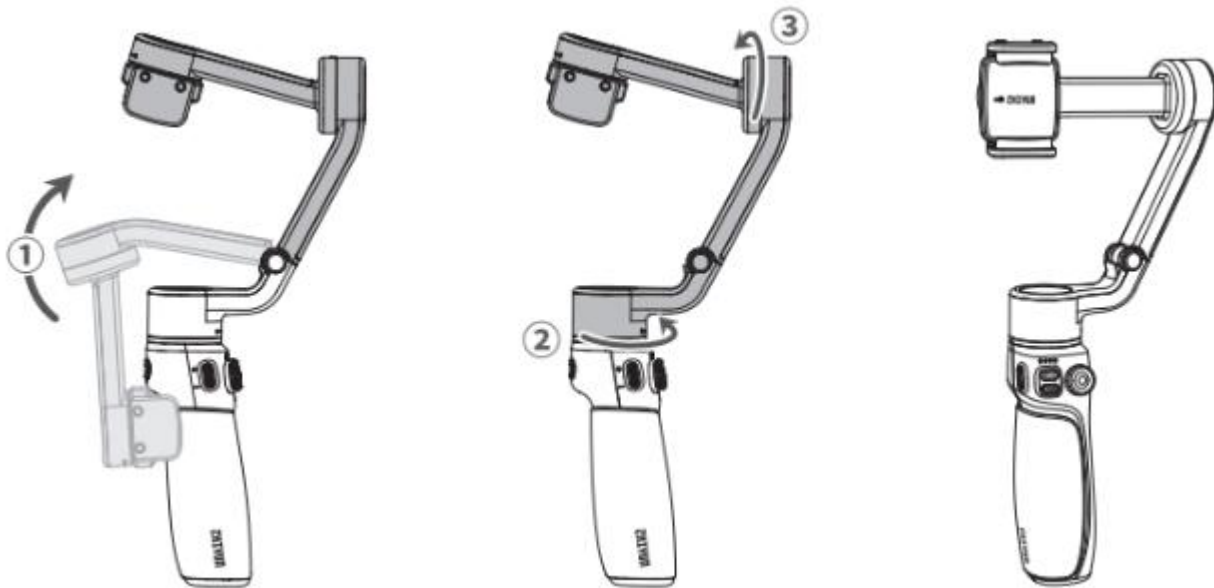
CINEPEER

CINEPEER CQ5

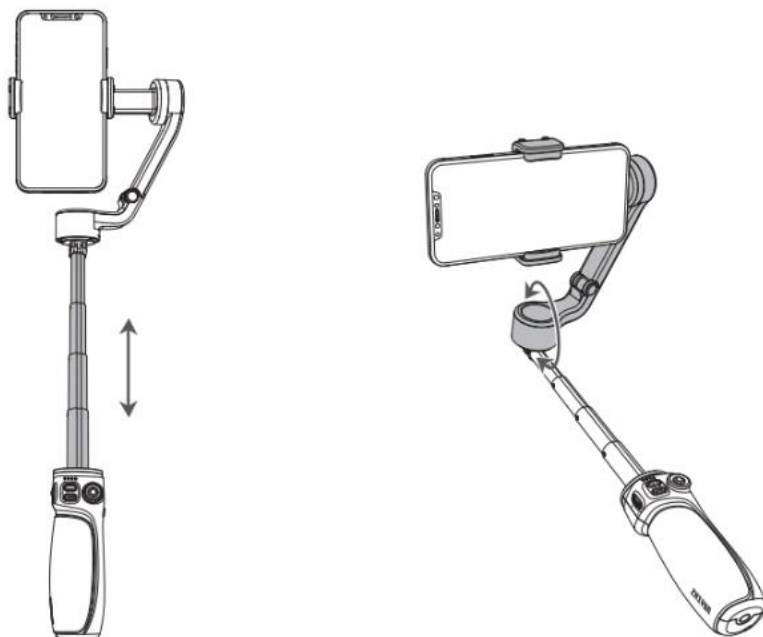
99\$ Standard/139\$ Combo



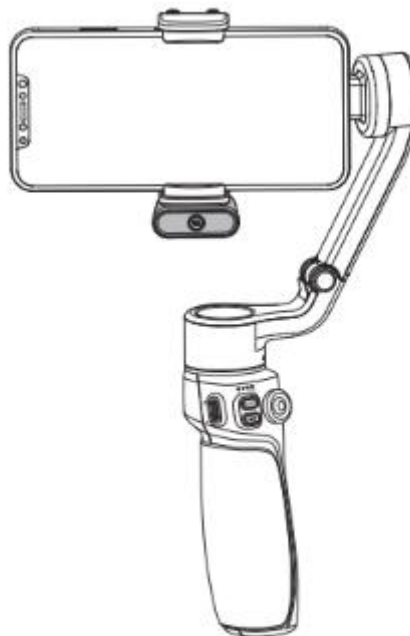
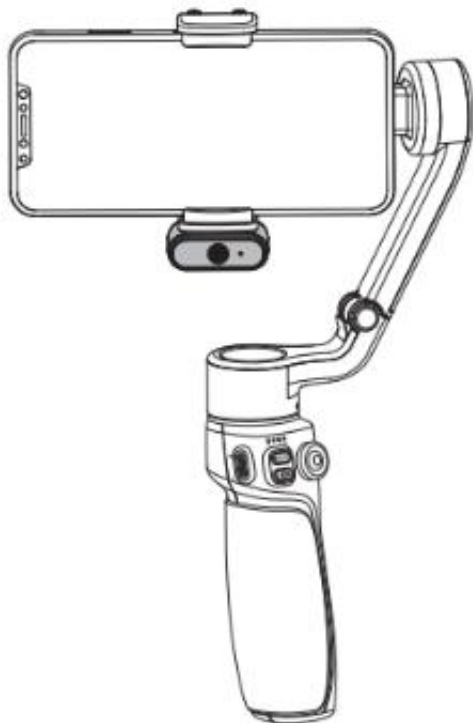
FOLDABLE DESIGN



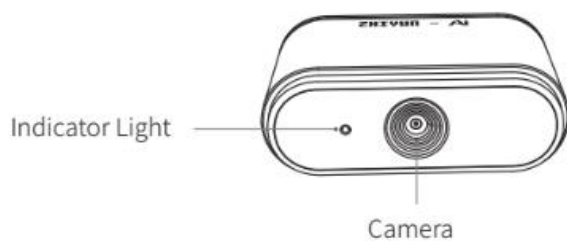
EXTENSION ROD









AI TRACKER (Magnetic Attachment)





Tracking via Rear Camera



Gesture Control Instructions

Action	Gesture	Gimbal/Tracker Status	Notes
Enable tracking		Solid green light on AI tracker	Gesture from either hand is valid
Disable tracking		Solid red light on AI tracker	Either hand is valid
Enable customized tracking		Quickly flashing green light on AI tracker	When there is no need for the subject to be in the center of the frame, you can customize the tracking based on your filming requirement.
Customized tracking failed		Quickly flashing red light on AI tracker	
Gimbal switch to landscape mode		Gimbal switches from portrait mode to landscape mode. The blue light quickly flashes on the tracker.	No gesture is needed if the current mode is landscape
Gimbal switch to portrait mode		Gimbal switches from landscape mode to portrait mode. The blue light quickly flashes on the tracker.	No gesture is needed if the current mode is portrait

Action	Gesture	Gimbal/Tracker Status	Notes
Take a photo/ start filming/stop filming		When counted down to three, the gimbal will control the camera to take a photo/start filming/stop filming. The blue light quickly flashes on the tracker.	1. Gesture from either hand is valid. 2. Can control ZY Cami app or native smartphone camera
Take a photo/ start filming/stop filming		The gimbal will control the camera to take a photo/start filming/stop filming immediately.. The blue light quickly flashes on the tracker.	Can control ZY Cami app or native smartphone camera

VOICE CONTROL

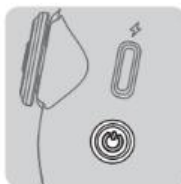
(SAY: “HEY CAMI”)

Voice Command List

Voice Command Types	Voice Command	Action
Gimbal Control	Landscape	Gimbal switch to landscape mode
	Portrait	Gimbal switch to portrait mode
	PF Mode	Gimbal switch to PF mode
	L Mode	Gimbal switch to L mode
	F Mode	Gimbal switch to F mode
	POV Mode	Gimbal switch to POV mode
	V Mode	Gimbal switch to V mode
	GO Mode	Gimbal switch to GO mode
	Reset	Gimbal position reset
	Pan Right	Gimbal pan axis rotates clockwise
	Pan Left	Gimbal pan axis rotates counterclockwise
	Tilt Up	Gimbal tilt axis rotates upward
	Tilt Down	Gimbal tilt axis rotates downward
	Stop Moving	Gimbal stop moving

Voice Command Types	Voice Command	Action
Recording Control	Take Photo	Take a photo
	Start Recording	Start recording video
	Stop Recording	Stop recording video
	Switch Camera	Camera switches front/rear camera (only available in ZY Cami App)
AI Tracking Control	Start Tracking	AI tracking starts frames the center target automatically
	Stop Tracking	AI tracking stops stop marking the target
Fill Light Control	Flash	Fill light on
	Flash Off	Fill light off
	Brighter	Fill light brightness adjusted to a level higher
	Dimmer	Fill light brightness adjusted to a level lower
	Max Bright	Fill light brightness adjusted to highest level
	Medium Bright	Fill light brightness adjusted to medium level
	Minimum Bright	Fill light brightness adjusted to lowest level

Button Layout



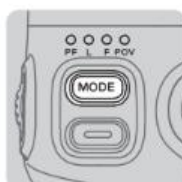
Power Button

Single press: See gimbal battery level.
Long press: Power on/off.
Press eight times: Reset Bluetooth.



Photo/Video Button

Single press: Take a photo (when in the photo mode of ZY Cami app).
Start/stop shooting a video (when in the video mode of ZY Cami app).
Double press: Switch between photo/video mode in ZY Cami app.
Triple press: Switch between front/rear camera in ZY Cami app.
Long press: Take multiple photos (controls the native phone camera of certain smartphones, the smartphone should support camera control using the volume button).



MODE Button

Single press: Switch gimbal mode (PF-L-F-POV-V).
Double press: Return to previous mode.
Long press: Switch between sleep/wake mode for the gimbal motors



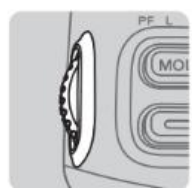
Trigger Button

Single press: Enable SmartFollow in ZY Cami app.
Double press: Gimbal reposition.
Triple press: Switch between landscape/portrait mode.
Long press: Switch to Go mode. Release to return to previous mode.



Joystick

Push the joystick up/down/left/right to control the gimbal to rotate.



Control Wheel

Single press: Adjust the brightness of the magnetic fill light (when the fill light is on)
Long press: Turn on/off the magnetic fill light.
Scroll: Adjust the focal length in the ZY Cami app or the native camera of the smartphone.



USB-C Port

Charge the gimbal/connect to the computer for firmware upgrade via this port.



Sleep/Wake Button (AI Tracker)

Single press: Wake the AI tracker up from the low power mode
Long press: AI tracker enter sleep mode