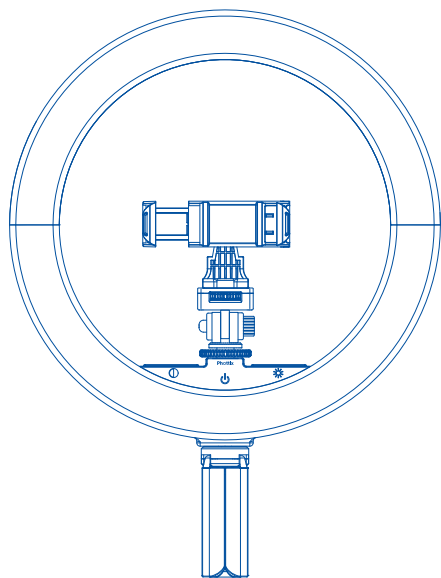


# Phottix Nuada Ring 10

## LED LIGHT

### Instruction Manual



#### Features

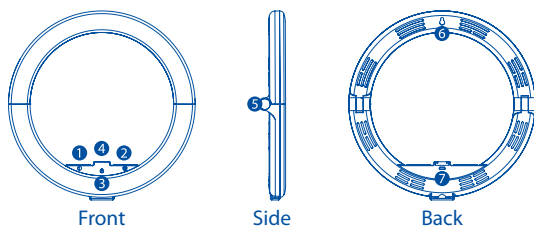
The Phottix Nuada Ring 10 LED is a light source for still, video photography, make up and live streaming. It uses the latest in flicker-free LED technology, making it efficient.

- 10" Soft light design for 10W flattering light
- Excellent color - CRI rating of 96+
- Foldable compact design
- Micro USB 5V2.1A Power input
- Easy "Touch & Slide" Brightness and Color Temperature Control
- Smartphone Clip for you tuber / live streaming

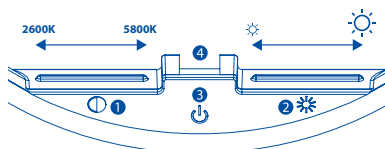
#### Please note:

- Do not place the LED close to alcohol or flammable objects.
- Do not place liquids on or near the LED. The product is not water, splash or dust resistant.
- Use a soft cloth and neutral cleaner to clean the LED light. Do not use strong cleaning agents or solvents such as thinners, gasoline or alcohol to clean the LED light.
- Do not store the LED at temperatures of +40C as high temperatures may damage the product components.
- Do not use the LED in outdoors in direct sunlight for an extended period of time to prevent the product from overheating and possible damage.

#### Parts



1. Color temperature control bar
2. Brightness control bar
3. Power ON/OFF
4. Cold shoe
5. Folding hinge
6. Hanging hole
7. Micro USB Power input



1.

## Warranty Card

Phottix offers warranty service and / or replacements that comply with local regulations.  
For full information see: [phottix.com/warranty](http://phottix.com/warranty)

Keep this card - DO NOT LOSE.

**Phottix.com**



PhottixPPA



@phottixjournal



@Phottix



PhottixHQ

Printed in China

#### Mounting and Adjusting the Nuada Ring 10

1. Screw Nuada Ring 10 onto table top light stand.
2. Table top light stand is flexible to adjust the Nuada Ring 10 angle.

#### Connect to Power

The Phottix Nuada Ring 10 input power from Micro USB with 5V 2.1A power source.

1. Attach the Micro USB cable to the Phottix Nuada Ring 10 Light
2. Attach the cable to a 5V 2.1A power source

#### Turning Power On / Off

Touch Power on/off logo to power on / off the LED.

#### Adjusting Brightness and Color Temperature

1. Touch and slide Brightness control bar from left to right can increase brightness output
2. Touch and slide Brightness control bar from right to left can reduce brightness output
3. Touch and slide Color temperature control bar from left to right can increase color temperature between 2600K – 5800K
4. Touch and slide Color temperature control bar from right to left can reduce color temperature between 2600K – 5800K

#### Tech Specs

Color Rendering Index:	96+
Color Temperature:	2600K - 5800K
Max. Brightness / Illuminance:	450Lux @ 0.5m (@5800K)
Power Consumption:	10W @ LED full power
Input Power Operation Voltage:	DC 5V 2.1A
LED Number:	5800K cool color 60 PCS 2600K warm color 60 PCS
Dimension:	dia 260mm x 15mm (without stand)
Weight:	217g (without stand)

#### What's included

1. Nuada Ring 10 LED
2. Table top light stand
3. MT-one Mini Tripod
4. Cold shoe adaptor
5. Micro USB cable

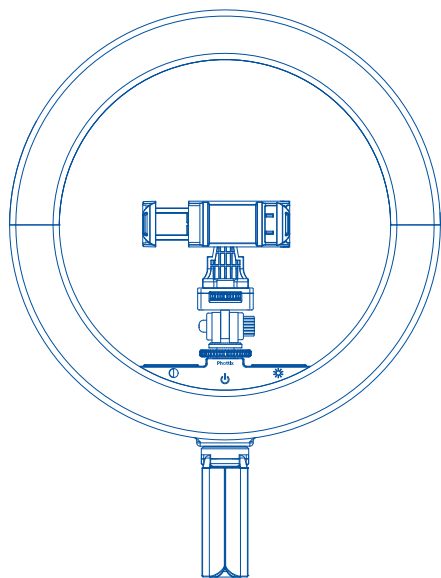
2.

# Phottix 10

## Nuada Ring

### LED LIGHT

## 使用說明書



### 產品功能

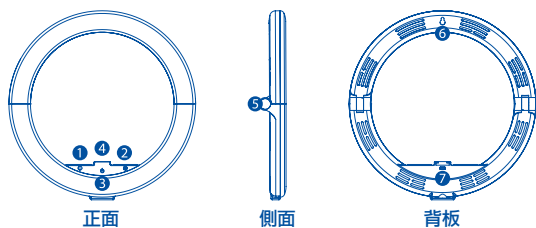
Phottix Nuada Ring 10補光燈高顯色，優良光質，適用於攝影、直播、攝錄及化妝照明；Micro USB供電模式，可調節輸出功率及色溫。

- 10" 10W柔和光質設計
- 高顯色指數達CRI 96以上
- 機身可摺疊式設計
- 通用Micro USB 5V 2.1A 供電
- 觸控式調節亮度和色溫設計
- 配有智能手機夾方便自拍視頻或直播人士使用

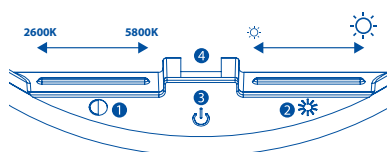
### 產品須知：

- 請勿將本產品存放在酒精或易燃物品附近，以免發生危險
- 請勿將本產品放置於液體附近，本產品沒有防水，防濺及防塵功能
- 不要使用稀釋劑，酒精等有機溶劑來清潔產品表面，以免損壞外殼
- 請勿將本產品存放於攝氏40度以上的地方，避免對內部元件造成損壞
- 在戶外使用本產品時，請勿長時間在被陽光直射的環境下使用本產品，以免因過熱而造成損壞。

### 產品介紹：



1. 色溫觸控條
2. 亮度觸控條
3. 輕觸式電源開關
4. 冷靴
5. 鉸鏈
6. 掛孔
7. Micro USB電源輸入插座



1.

## Phottix 保修卡

Phottix將會按當地法規提供保修/更換服務。

詳情請查閱Phottix網站phottix.com/warranty

請小心保存此卡，不要遺失

Phottix.com



PhottixPPA



@phottixjournal



@Phottix



PhottixHQ

Printed in China

### 產品安裝及使用

#### 產品安裝及角度調節

1. 將柔光燈固定擰上座台燈架
2. 座台式燈架可以方便自由調節角度

#### 連接供電

Phottix Nuada Ring 10是經由Micro USB接口供電

1. 將Micro USB線連接到Phottix Nuada Ring 10的Micro USB供電插座
2. 將USB一端連接到USB 5V 2.1A供電設備

#### 開關機

輕觸電源開關符號位置開關本機

#### 亮度和色溫調節功能

##### 亮度調節

1. 輕觸亮度觸控條由左至右增加輸出亮度
2. 輕觸亮度觸控條由右至左減低輸出亮度

##### 色溫調節

1. 輕觸色溫觸控條由左至右增加色溫 2600K – 5800K.
2. 輕觸色溫觸控條由右至左減低色溫 2600K – 5800K.

### 技術規格：

顯色指數：	96+
色溫範圍：	2600K - 5800K
最大照度：	450Lux @0.5m (@5800K)
最大功率：	10W (全輸出)
供電方式：	DC 5V 2.1A
LED數量：	5800K冷色60顆 2600K暖色60顆
產品尺寸：	直徑260mm x 15mm (不包括燈架)
產品淨重：	217g (不包括燈架)

### 配件包含：

1. Nuada Ring 10補光燈本體
2. 座台式燈架
3. MT-one 迷你支架
4. 冷靴轉接架
5. Micro USB電線

2.