

WEEBILL 3 Camera Compatibility List



Update Date: July 18th, 2022 Firmware Version: V1.73

V1.04





Camera Model	Photo		Video		Live Preview	Shutter Speed Adjustment		Aperture Adjustment		ISO Adjustment		EV Adjustment		Zoom (Digital/Optical)	Halfway Press Shutter Button to Autofocus	Electronic Follow Focus (Focus Wheel)	HDMI Cable Type	Camera Control Cable Type	Camera Firmware Version	Note
	Save	Playback	Save	Playback		Photo Mode	Video Mode	Photo Mode	Video Mode	Photo Mode	Video Mode	Photo Mode	Video Mode							
Sony α1	√	√	√	√	-	√	√	√	√	√	√	-	-	-	√	√	-	Type-C to Micro USB / Type-C to Type-C USB	V1.10	<div>1. Please select "PC Remote" for your camera's "USB Connection".</div> <div>2. If using electronic focusing, set the "zoom setting" into "on: Digital zoom" in the menu and set the photo format into "JPEG".</div> <div>3. For Sony cameras, after connecting gimbal and camera with control cable, power on the gimbal and then the camera. Make sure the camera is fully charged. Optical zoom control is available on the gimbal when used with motorized lens. Digital zoom control is available on the gimbal when used with non-motorized lens. Please select zoom option in your camera's settings.</div> <div>4. When shooting Panorama or Timelapse, it is recommended to turn off the Sony camera's auto review.</div> <div>5. Please use Type-C to Type-C USB camera control cable to charge the camera.</div>
Sony α9 II	√	√	√	√	-	√	√	√	√	√	√	-	-	-	√	√	-	Type-C to Multi USB	V2.00	<div>1. Please select "PC Remote" for your camera's "USB Connection".</div> <div>2. If using electronic focusing, set the "zoom setting" into "on: Digital zoom" in the menu and set the photo format into "JPEG".</div> <div>3. For Sony cameras, after connecting gimbal and camera with control cable, power on the gimbal and then the camera. Make sure the camera is fully charged. Optical zoom control is available on the gimbal when used with motorized lens. Digital zoom control is available on the gimbal when used with non-motorized lens. Please select zoom option in your camera's settings.</div> <div>4. When shooting Panorama or Timelapse, it is recommended to turn off the Sony camera's auto review.</div>
Sony α9	√	√	√	√	-	√	√	√	√	√	√	-	-	-	√	√	-	Type-C to Multi USB	V6.00	<div>1. Please select "PC Remote" for your camera's "USB Connection".</div> <div>2. For Sony cameras, after connecting gimbal and camera with control cable, power on the gimbal and then the camera. Make sure the camera is fully charged.</div> <div>3. When shooting Panorama or Timelapse, it is recommended to turn off the Sony camera's auto review.</div> <div>4. To trigger electronic focus, please set "Manual Focus (MF)" under "focus mode".</div>

Camera Model	Photo		Video		Live Preview	Shutter Speed Adjustment		Aperture Adjustment		ISO Adjustment		EV Adjustment		Zoom (Digital/Optical)	Halfway Press Shutter Button to Autofocus	Electronic Follow Focus (Focus Wheel)	HDMI Cable Type	Camera Control Cable Type	Camera Firmware Version	Note
	Save	Playback	Save	Playback		Photo Mode	Video Mode	Photo Mode	Video Mode	Photo Mode	Video Mode	Photo Mode	Video Mode							
Sony α7R4	√	√	√	√	-	√	√	√	√	√	√	-	-	-	√	√	-	Type-C to Multi USB	V1.20	<div>1. Please select "PC Remote" for your camera's "USB Connection".</div> <div>2. If using electronic focusing, set the "zoom setting" into "on: Digital zoom" in the menu and set the photo format into "JPEG".</div> <div>3. For Sony cameras, after connecting gimbal and camera with control cable, power on the gimbal and then the camera. Make sure the camera is fully charged. Optical zoom control is available on the gimbal when used with motorized lens. Digital zoom control is available on the gimbal when used with non-motorized lens. Please select zoom option in your camera's settings.</div> <div>4. When shooting Panorama or Timelapse, it is recommended to turn off the Sony camera's auto review.</div>
Sony α7M4	√	√	√	√	-	-	-	-	-	-	-	-	-	√	√	-	-	Type-C to Multi USB	V1.01	
Sony ILME-FX3	√	√	-	-	-	√	√	√	√	√	√	-	-	-	√	√	-	Type-C to Multi USB	V1.00	
Sony α7R3	√	√	√	√	-	-	-	-	-	-	-	-	-	√	√	-	-	Type-C to Multi USB	V3.01	
Sony α7M3	√	√	√	√	-	-	-	-	-	-	-	-	-	√	√	-	-	Type-C to Multi USB	V3.10	
Sony α7S3	√	√	√	√	-	√	√	√	√	√	√	-	-	-	√	√	-	Type-C to Micro USB / Type-C to Type-C USB	V1.01	<div>1. Please select "PC Remote" for your camera's "USB Connection". (To open a7s3 PC remote control, go to "Menu" and do the following selection : "Network" - "Transfer / Remote" - "PC remote control" - "Open")</div> <div>2. For Sony cameras, after connecting gimbal and camera with control cable, power on the gimbal and then the camera. Make sure the camera is fully charged.</div> <div>3. When shooting Panorama or Timelapse, it is recommended to turn off the Sony camera's auto review.</div> <div>4. To trigger electronic focus, please set "Manual Focus (MF)" under "focus mode".</div> <div>5. Please use Type-C to Type-C USB camera control cable to charge the camera.</div>
Sony α7S3	√	√	√	√	-	-	-	-	-	-	-	-	-	√	√	-	-	Type-C to Multi USB	V1.01	<div>1. Please select "PC Remote" for your camera's "USB Connection". (To open a7s3 PC remote control, go to "Menu" and do the following selection : "Network" - "Transfer / Remote" - "PC remote control" - "Open")</div> <div>2. For Sony cameras, after connecting gimbal and camera with control cable, power on the gimbal and then the camera. Make sure the camera is fully charged.</div> <div>3. When shooting Panorama or Timelapse, it is recommended to turn off the Sony camera's auto review.</div> <div>4. For Sony cameras, after connecting gimbal and camera with control cable, power on the gimbal and then the camera. Make sure the camera is fully charged. Optical zoom control is available on the gimbal when used with motorized lens. Digital zoom control is available on the gimbal when used with non-motorized lens. Please select zoom option in your camera's settings.</div> <div>5. Please use Type-C to Type-C USB camera control cable to charge the camera.</div>

Camera Model	Photo		Video		Live Preview	Shutter Speed Adjustment		Aperture Adjustment		ISO Adjustment		EV Adjustment		Zoom (Digital/ Optical)	Halfway Press Shutter Button to Autofocus	Electronic Follow Focus (Focus Wheel)	HDMI Cable Type	Camera Control Cable Type	Camera Firmware Version	Note
	Save	Playback	Save	Playback		Photo Mode	Video Mode	Photo Mode	Video Mode	Photo Mode	Video Mode	Photo Mode	Video Mode							
Sony α7R2	√	√	√	√	-	-	-	-	-	-	-	-	-	√	√	-	-	Type-C to Multi USB	V4.01	1. Please select "PC Remote" for your camera's "USB Connection". 2. If using electronic focusing, set the "zoom setting" into "on: Digital zoom" in the menu and set the photo format into "JPEG". 3. For Sony cameras, after connecting gimbal and camera with control cable, power on the gimbal and then the camera. Make sure the camera is fully charged. Optical zoom control is available on the gimbal when used with motorized lens. Digital zoom control is available on the gimbal when used with non-motorized lens. Please select zoom option in your camera's settings. 4. When shooting Panorama or Timelapse, it is recommended to turn off the Sony camera's auto review.
Sony α7M2	√	√	√	√	-	-	-	-	-	-	-	-	-	√	√	-	-	Type-C to Multi USB	V4.00	
Sony α7S2	√	√	√	√	-	-	-	-	-	-	-	-	-	√	√	-	-	Type-C to Multi USB	V3.01	
Sony α7C	√	√	√	√	-	√	√	√	√	√	√	-	-	-	√	√	-	Type-C to Type-C USB	V1.00	1. Please select "PC Remote" for your camera's "USB Connection". 2. For Sony cameras, after connecting gimbal and camera with control cable, power on the gimbal and then the camera. Make sure the camera is fully charged. 3. When shooting Panorama or Timelapse, it is recommended to turn off the Sony camera's auto review. 4. To trigger electronic focus, please set "Manual Focus (MF)" under "focus mode".
Sony ZV-E10	√	√	√	√	-	√	√	√	√	√	√	-	-	-	√	-	-	Type-C to Type-C USB	V1.00	1. Please select "PC Remote" for your camera's "USB Connection". 2. For Sony cameras, after connecting gimbal and camera with control cable, power on the gimbal and then the camera. 3. When shooting Panorama or Timelapse, it is recommended to turn off the Sony camera's auto review.
Sony a6600	√	√	√	√	-	-	-	-	-	-	-	-	-	√	√	-	-	Type-C to Multi USB	V1.10	1. Please select "PC Remote" for your camera's "USB Connection". 2. If using electronic focusing, set the "zoom setting" into "on: Digital zoom" in the menu and set the photo format into "JPEG". 3. For Sony cameras, after connecting gimbal and camera with control cable, power on the gimbal and then the camera. Make sure the camera is fully charged. Optical zoom control is available on the gimbal when used with motorized lens. Digital zoom control is available on the gimbal when used with non-motorized lens. Please select zoom option in your camera's settings. 4. When shooting Panorama or Timelapse, it is recommended to turn off the Sony camera's auto review.
Sony a6500	√	√	√	√	-	-	-	-	-	-	-	-	-	√	√	-	-	Type-C to Multi USB	V1.06	
Sony a6400	√	√	√	√	-	-	-	-	-	-	-	-	-	√	√	-	-	Type-C to Multi USB	V2.00	
Sony a6300	√	√	√	√	-	-	-	-	-	-	-	-	-	√	√	-	-	Type-C to Multi USB	V2.01	
Sony a6100	√	√	√	√	-	-	-	-	-	-	-	-	-	√	√	-	-	Type-C to Multi USB	V1.00	

Camera Model	Photo		Video		Live Preview	Shutter Speed Adjustment		Aperture Adjustment		ISO Adjustment		EV Adjustment		Zoom (Digital/Optical)	Halfway Press Shutter Button to Autofocus	Electronic Follow Focus (Focus Wheel)	HDMI Cable Type	Camera Control Cable Type	Camera Firmware Version	Note
	Save	Playback	Save	Playback		Photo Mode	Video Mode	Photo Mode	Video Mode	Photo Mode	Video Mode	Photo Mode	Video Mode							
Panasonic G9	√	√	√	√	-	√	√	√	√	√	√	-	-	-	√	√	-	Type-C to Micro USB	V2.1	1. Please select "PC (Tether)" for your camera's "USB Connection". 2. When using electronic focusing, the camera lens should be in "MF" mode. 3. Before connecting with a control cable, please first turn off the USB Power Supply in camera settings. 4. When shooting Panorama or Timelapse, it is recommended to turn off auto review and duration time(photo) in the Panasonic camera.
Panasonic GH5	√	√	√	√	-	√	√	√	√	√	√	-	-	-	√	√	-	Type-C to Type-C USB	V2.6	
Panasonic GH5S	√	√	√	√	-	√	√	√	√	√	√	-	-	-	√	√	-	Type-C to Type-C USB	V1.3	
Panasonic GH6	√	√	√	√	-	√	√	√	√	√	√	-	-	-	√	√	-	Type-C to Type-C USB	V1.20	
Panasonic S5	√	√	√	√	-	√	√	√	√	√	√	-	-	-	√	√	-	Type-C to Type-C USB	V1.0	
Panasonic DC-BGH1	-	-	√	√	-	-	√	√	-	-	-	-	-	-	-	√	-	Type-C to Type-C USB	V1.0	1. In the camera IN/OUT setting, please choose PC (Tether) for the USB mode.
Canon 5D Mark III	√	√	√	√	-	√	√	√	√	√	√	-	-	-	√	√	-	Type-C to Mini USB	V1.3.5	1. Please apply electronic follow focus function in AF mode of the lens and live view mode of the camera. 2. If using electronic focusing when recording a video, please "Disable" the " Movie Servo AF ". 3. The Canon DSLR cannot realize the halfway press shutter button to autofocus in Live Preview. If the feature is used, the camera Live Preview mode should be turned off. 4. When shooting Panorama or Timelapse, it is recommended to turn off image confirmation in the Canon camera.
Canon 5D Mark IV	√	√	√	√	-	√	√	√	√	√	√	-	-	-	√	√	-	Type-C to Micro USB	V1.0.4	
Canon 5DS	√	√	√	√	-	√	√	√	√	√	√	-	-	-	√	√	-	Type-C to Micro USB	V1.1.1	
Canon 5DS R	√	√	√	√	-	√	√	√	√	√	√	-	-	-	√	√	-	Type-C to Micro USB	V1.1.2R	
Canon 6D Mark II	√	√	√	√	-	√	√	√	√	√	√	-	-	-	√	√	-	Type-C to Mini USB	V1.0.4	
Canon 80D	√	√	√	√	-	√	√	√	√	√	√	-	-	-	√	√	-	Type-C to Mini USB	V1.0.2	
Canon 90D	√	√	√	√	-	√	√	√	√	√	√	-	-	-	√	√	-	Type-C to Micro USB	V1.1.1	

Camera Model	Photo		Video		Live Preview	Shutter Speed Adjustment		Aperture Adjustment		ISO Adjustment		EV Adjustment		Zoom (Digital/Optical)	Halfway Press Shutter Button to Autofocus	Electronic Follow Focus (Focus Wheel)	HDMI Cable Type	Camera Control Cable Type	Camera Firmware Version	Note
	Save	Playback	Save	Playback		Photo Mode	Video Mode	Photo Mode	Video Mode	Photo Mode	Video Mode	Photo Mode	Video Mode							
Canon M50	√	√	√	√	-	√	√	√	√	√	√	-	-	-	-	-	-	Type-C to Micro USB	V1.0.3	1. Please apply electronic follow focus function in AF mode of the lens. 2. If using electronic focusing when recording a video, please "Disable" the " Movie Servo AF ". 3. When shooting Panorama or Timelapse, it is recommended to turn off image confirmation in the Canon camera. 4. For Canon mirrorless cameras, switch the shooting mode to photo mode before taking photos. When shooting a video is needed, switch the shooting mode to movie mode. Please turn off your camera before switching modes. For EOS R/RP/R5/R6, shutter release can't be used to control video shooting in photo mode otherwise the camera may freeze. (In this case please take out the camera batteries and reinstall and turn on the camera again).
Canon EOS M6 Mark II	√	√	√	√	√	√	√	√	√	√	√	-	-	-	-	√	-	Type-C to Type-C USB	V1.1.1	
Canon EOS R5	√	√	√	√	-	√	√	√	√	√	√	-	-	-	√	√	-	Type-C to Type-C USB	V1.10	
Canon EOS R6	√	√	√	√	-	√	√	√	√	√	√	-	-	-	√	√	-	Type-C to Type-C USB	V1.3.1	
Canon EOS R	√	√	√	√	-	√	√	√	√	√	√	-	-	-	√	√	-	Type-C to Type-C USB	V1.3.0	
Canon EOS RP	√	√	√	√	-	√	√	√	√	√	√	-	-	-	√	√	-	Type-C to Type-C USB	V1.3.0	
Nikon D850	√	√	√	-	-	√	√	√	√	√	√	-	-	-	√	√	-	Type-C to Micro USB	V1.11	1. When using electronic focusing, the camera lens should be in A(AF) mode and select AF-S or AF-C in focusing mode. 2. Nikon cameras don't support electronic focusing when recording. 3. When shooting Panorama or Timelapse, it is recommended to turn off image review in the Nikon camera to reduce system latency. 4. The "Real-time Preview" feature is for users to switch between electronic viewfinder and optical viewfinder in DSLR by single-clicking the LV button of the gimbal.
Nikon D780	√	√	√	√	-	√	√	√	√	√	√	-	-	-	√	√	-	Type-C to Micro USB	V1.01	
Nikon Z5	√	√	√	√	-	√	√	√	√	√	√	-	-	-	√	√	-	Type-C to Type-C USB	V1.00	1. When using electronic focusing, the camera lens should be in A(AF) mode and select AF-S or AF-C in focusing mode. 2. Nikon cameras don't support electronic focusing when recording. 3. When shooting Panorama or Timelapse, it is recommended to turn off image review in the Nikon camera to reduce system latency.
Nikon Z6	√	√	√	√	-	√	√	√	√	√	√	-	-	-	√	√	-	Type-C to Type-C USB	V3.00	
Nikon Z6 II	√	√	√	√	-	√	√	√	√	√	√	-	-	-	√	√	-	Type-C to Type-C USB	V1.00	
Nikon Z7	√	√	√	√	-	√	√	√	√	√	√	-	-	-	√	√	-	Type-C to Type-C USB	V2.01	
Nikon Z7 II	√	√	√	√	-	√	√	√	√	√	√	-	-	-	√	√	-	Type-C to Type-C USB	V1.00	
Nikon Z50	√	√	√	√	-	√	√	√	√	√	√	-	-	-	√	√	-	Type-C to Micro USB	V1.00	
Nikon Zfc	√	√	√	√	-	√	√	√	√	√	√	-	-	-	√	√	-	Type-C to Type-C USB	V1.00	

Camera Model	Photo		Video		Live Preview	Shutter Speed Adjustment		Aperture Adjustment		ISO Adjustment		EV Adjustment		Zoom (Digital/Optical)	Halfway Press Shutter Button to Autofocus	Electronic Follow Focus (Focus Wheel)	HDMI Cable Type	Camera Control Cable Type	Camera Firmware Version	Note
	Save	Playback	Save	Playback		Photo Mode	Video Mode	Photo Mode	Video Mode	Photo Mode	Video Mode	Photo Mode	Video Mode							
Olympus OM-DE-M1 Mark II	√	√	√	√	-	√	√	√	√	√	√	-	-	-	√	√	-	Type-C to Type-C USB	V3.1	1. When connecting an Olympus camera to the gimbal, USB Mode will automatically pops up on the camera. Please select [ , ] (PC (Tether)) and dial the mode to P, A, S, or M mode.
Fujifilm X-T3	√	√	√	√	-	√	-	-	-	√	√	-	-	-	√	-		Type-C to Type-C USB	V3.10	1. Please set the "connection mode" into "USB TETHER shooting auto" for camera connection settings. 2. In Photo mode of Fujifilm, camera parameter control from camera is disabled and you can only adjust camera parameters via gimbal. Press LV button of gimbal to resume parameter control of your camera and press LV button again to return to gimbal control; Fujifilm doesn't support saving photos in RAW format.
Fujifilm X-T4	√	√	√	√	-	√	-	-	-	√	√	-	-	-	√	-	-	Type-C to Type-C USB	V1.01	
ZCAM E2	-	-	√	√	-	-	-	-	-	√	√	-	-	-	-	-	-	Type-C to Type-C USB	V0.93	1. Click [MENU], select [connect] and set [USB] to [serial]; Set [serial] to [controller].
SIGMA fp	√	-	√	-	-	-	-	-	-	-	-	-	-	-	√	-	-	Type-C to Type-C USB	V2.00	
Note: 1. This table will be updated in line with firmware update and is subject to change without prior notice; 2. For Sony cameras, after connecting gimbal and camera with control cable, Please first power on the gimbal and then the camera. Make sure the camera has sufficient power to operate. Optical zoom control is available on the gimbal when used with motorized lens. Digital zoom control is available on the gimbal when used with non-motorized lens. Please select zoom option in your camera's settings; 3. When shooting Panorama or Timelapse, it is recommended to turn off the camera's auto review (Sony), image confirmation (Canon), auto review (Panasonic), image review (Nikon) to reduce system latency. 4. The Canon DSLR cannot realize the halfway press shutter button to autofocus in Live Preview. If the feature is used, the camera Live Preview mode should be turned off. 5. Before connecting Panasonic G9 with a control cable, please first turn off the USB Power Supply in camera settings 6. When connecting an Olympus camera to the gimbal, USB Mode will automatically pops up on the camera. Please select [ , ] (PC (Tether)) and dial the mode to P, A, S, or M mode. 7. “√” means the camera can achieve the function after connecting to the gimbal; “×” means the camera currently cannot achieve the function after connecting to the gimbal, but there’ re possibilities that the function may be available after the firmware upgrade or other ways. “-” means the function is not available after connecting to the gimbal due to the unopened camera protocol.																				

Camera Brand	Model	Lens Model	Mounting Status	Balance Adjustment		Camera Backing Base		Focus/Zoom Control Motor	Installation Remark
				Horizontal	Vertical	Horizontal	Vertical		
Canon	5DS、 5DS R、 5D Mark III、 5D Mark IV、 6D Mark II、 6D、90D、80D	EF 16-35mm f/4L IS USM	Camera and Lens	√	-	√	-		Can be balanced at any focal length, no need to remove eyepiece cap
			with Focus/Zoom Control Motor (For Focus Control)	√	-	√	-	Focus/Zoom Control Motor installed on left side	Can be balanced at any focal length, no need to remove eyepiece cap
			with Focus/Zoom Control Motor (For Zoom Control)	√	-	√	-	Focus/Zoom Control Motor installed on left side	Can be balanced at any focal length, no need to remove eyepiece cap
			with transmission transmitter	√	-	√	-		Can be balanced at any focal length, no need to remove eyepiece cap
			with transmission transmitter and Focus/Zoom Control Motor (For Focus Control)	√	-	√	-	Focus/Zoom Control Motor installed on left side	Can be balanced at any focal length, no need to remove eyepiece cap
			with transmission transmitter and Focus/Zoom Control Motor (For Zoom Control)	√	-	√	-	Focus/Zoom Control Motor installed on left side	Can be balanced at any focal length, no need to remove eyepiece cap
		EF 16-35mm f/2.8L III USM	Camera and Lens	√	-	√	-		Can be balanced at any focal length, no need to remove eyepiece cap
			with Focus/Zoom Control Motor (For Focus Control)	√	-	√	-	Focus/Zoom Control Motor installed on either side	Can be balanced at any focal length, no need to remove eyepiece cap
			with Focus/Zoom Control Motor (For Zoom Control)	√	-	√	-	Focus/Zoom Control Motor installed on either side	Can be balanced at any focal length, no need to remove eyepiece cap
			with transmission transmitter	√	-	√	-		Can be balanced at any focal length, no need to remove eyepiece cap
			with transmission transmitter and Focus/Zoom Control Motor (For Focus Control)	√	-	√	-		Can be balanced at any focal length, no need to remove eyepiece cap
			with transmission transmitter and Focus/Zoom Control Motor (For Zoom Control)	√	-	√	-		Can be balanced at any focal length, no need to remove eyepiece cap
		EF 17-40mm f/4L USM	Camera and Lens	√	-	√	-		Can be balanced at any focal length, no need to remove eyepiece cap
			with Focus/Zoom Control Motor (For Focus Control)	√	-	√	-	Focus/Zoom Control Motor installed on either side	Can be balanced at any focal length, no need to remove eyepiece cap
			with Focus/Zoom Control Motor (For Zoom Control)	√	-	√	-	Focus/Zoom Control Motor installed on either side	Can be balanced at any focal length, no need to remove eyepiece cap
			with transmission transmitter	√	-	√	-		Can be balanced at any focal length, no need to remove eyepiece cap
			with transmission transmitter and Focus/Zoom Control Motor (For Focus Control)	√	-	√	-		Can be balanced at any focal length, no need to remove eyepiece cap
			with transmission transmitter and Focus/Zoom Control Motor (For Zoom Control)	√	-	√	-		Can be balanced at any focal length, no need to remove eyepiece cap
		EF 24-70mm f/2.8L II USM	Camera and Lens	√	-	√	-		Can be balanced at 24mm-50mm, no need to remove eyepiece cap
			with Focus/Zoom Control Motor (For Focus Control)	√	-	√	-	Focus/Zoom Control Motor installed on left side	Can be balanced at 24mm-50mm, no need to remove eyepiece cap
			with Focus/Zoom Control Motor (For Zoom Control)	√	-	√	-	Focus/Zoom Control Motor installed on left side	Can be balanced at 24mm-50mm, no need to remove eyepiece cap
			with transmission transmitter	√	-	√	-		Can be balanced at 24mm-50mm, no need to remove eyepiece cap
			with transmission transmitter and Focus/Zoom Control Motor (For Focus Control)	√	-	√	-	Focus/Zoom Control Motor installed on left side	Can be balanced at 24mm-50mm, no need to remove eyepiece cap
			with transmission transmitter and Focus/Zoom Control Motor (For Zoom Control)	√	-	√	-	Focus/Zoom Control Motor installed on left side	Can be balanced at 24mm-50mm, no need to remove eyepiece cap

Camera Brand	Model	Lens Model	Mounting Status	Balance Adjustment		Camera Backing Base		Focus/Zoom Control Motor	Installation Remark
				Horizontal	Vertical	Horizontal	Vertical		
Canon	5DS、 5DS R、 5D Mark III、 5D Mark IV、 6D Mark II、 6D、90D、80D	EF 24-70mm f/4L IS USM	Camera and Lens	√	-	√	-		Can be balanced at any focal length, no need to remove eyepiece cap
			with Focus/Zoom Control Motor (For Focus Control)	√	-	√	-	Focus/Zoom Control Motor installed on either side	Can be balanced at any focal length, no need to remove eyepiece cap
			with Focus/Zoom Control Motor (For Zoom Control)	√	-	√	-	Focus/Zoom Control Motor installed on either side	Can be balanced at any focal length, no need to remove eyepiece cap
			with transmission transmitter	√	-	√	-		Can be balanced at any focal length, no need to remove eyepiece cap
			with transmission transmitter and Focus/Zoom Control Motor (For Focus Control)	√	-	√	-		Can be balanced at any focal length, no need to remove eyepiece cap
			with transmission transmitter and Focus/Zoom Control Motor (For Zoom Control)	√	-	√	-		Can be balanced at any focal length, no need to remove eyepiece cap
		EF 24-105mm f/4L IS II USM	Camera and Lens	√	-	√	-		Can be balanced at 24mm-50mm, need to remove eyepiece cap
			with Focus/Zoom Control Motor (For Focus Control)	√	-	√	-	Focus/Zoom Control Motor installed on left side	Can be balanced at 24mm-50mm, need to remove eyepiece cap
			with Focus/Zoom Control Motor (For Zoom Control)	-	-	-	-		
			with transmission transmitter	-	-	-	-		
			with transmission transmitter and Focus/Zoom Control Motor (For Focus Control)	-	-	-	-		
			with transmission transmitter and Focus/Zoom Control Motor (For Zoom Control)	-	-	-	-		
		EF 24-105mm f/3.5-5.6 IS STM	Camera and Lens	√	-	√	-		Can be balanced at any focal length, no need to remove eyepiece cap
			with Focus/Zoom Control Motor (For Focus Control)	√	-	√	-	Focus/Zoom Control Motor installed on either side	Can be balanced at any focal length, no need to remove eyepiece cap
			with Focus/Zoom Control Motor (For Zoom Control)	-	-	-	-		
			with transmission transmitter	√	-	√	-		Can be balanced at any focal length, no need to remove eyepiece cap
			with transmission transmitter and Focus/Zoom Control Motor (For Focus Control)	√	-	√	-		Can be balanced at any focal length, no need to remove eyepiece cap
			with transmission transmitter and Focus/Zoom Control Motor (For Zoom Control)	-	-	-	-		
		EF 24mm f/1.4L II USM	Camera and Lens	√	-	√	-		No need to remove eyepiece cap
			with Focus/Zoom Control Motor (For Focus Control)	√	-	√	-	Focus/Zoom Control Motor installed on either side	No need to remove eyepiece cap
			with transmission transmitter	√	-	√	-		No need to remove eyepiece cap
			with transmission transmitter and Focus/Zoom Control Motor (For Focus Control)	√	-	√	-		No need to remove eyepiece cap

Camera Brand	Model	Lens Model	Mounting Status	Balance Adjustment		Camera Backing Base		Focus/Zoom Control Motor	Installation Remark
				Horizontal	Vertical	Horizontal	Vertical		
Canon	5DS、 5DS R、 5D Mark III、 5D Mark IV、 6D Mark II、 6D、90D、80D	EF 35mm f/1.4L II USM	Camera and Lens	√	-	√	-		No need to remove eyepiece cap
			with Focus/Zoom Control Motor (For Focus Control)	√	-	√	-	Focus/Zoom Control Motor installed on either side	No need to remove eyepiece cap
			with transmission transmitter	√	-	√	-		No need to remove eyepiece cap
			with transmission transmitter and Focus/Zoom Control Motor (For Focus Control)	√	-	√	-		No need to remove eyepiece cap
		EF 50mm f/1.4 USM	Camera and Lens	√	-	√	-		No need to remove eyepiece cap
			with Focus/Zoom Control Motor (For Focus Control)	√	-	√	-	Focus/Zoom Control Motor installed on either side	No need to remove eyepiece cap
			with transmission transmitter	√	-	√	-		No need to remove eyepiece cap
			with transmission transmitter and Focus/Zoom Control Motor (For Focus Control)	√	-	√	-		No need to remove eyepiece cap
		EF 85mm f/1.4L IS USM	Camera and Lens	√	-	√	-		No need to remove eyepiece cap
			with Focus/Zoom Control Motor (For Focus Control)	√	-	√	-	Focus/Zoom Control Motor installed on either side	No need to remove eyepiece cap
			with transmission transmitter	√	-	√	-		No need to remove eyepiece cap
			with transmission transmitter and Focus/Zoom Control Motor (For Focus Control)	√	-	√	-		No need to remove eyepiece cap
		EF 85mm f/1.8 USM	Camera and Lens	√	-	√	-		No need to remove eyepiece cap
			with Focus/Zoom Control Motor (For Focus Control)	√	-	√	-	Focus/Zoom Control Motor installed on either side	No need to remove eyepiece cap
			with transmission transmitter	√	-	√	-		No need to remove eyepiece cap
			with transmission transmitter and Focus/Zoom Control Motor (For Focus Control)	√	-	√	-		No need to remove eyepiece cap
		Sigma 24-70mm f/2.8 DG HSM Art	Camera and Lens	√	-	√	-		Can be balanced at any focal length, no need to remove eyepiece cap
			with Focus/Zoom Control Motor (For Focus Control)	-	-	-	-		
			with Focus/Zoom Control Motor (For Zoom Control)	-	-	-	-		
			with transmission transmitter	√	-	√	-		Can be balanced at any focal length, no need to remove eyepiece cap
			with transmission transmitter and Focus/Zoom Control Motor (For Focus Control)	-	-	-	-		
			with transmission transmitter and Focus/Zoom Control Motor (For Zoom Control)	-	-	-	-		

Camera Brand	Model	Lens Model	Mounting Status	Balance Adjustment		Camera Backing Base		Focus/Zoom Control Motor	Installation Remark
				Horizontal	Vertical	Horizontal	Vertical		
Canon	5DS、 5DS R、 5D Mark III、 5D Mark IV、 6D Mark II、 6D、90D、80D	Sigma 35mm f/1.4 DG HSM Art	Camera and Lens	√	-	√	-		No need to remove eyepiece cap
			with Focus/Zoom Control Motor (For Focus Control)	√	-	√	-	Focus/Zoom Control Motor installed on either side	No need to remove eyepiece cap
			with transmission transmitter	√	-	√	-		No need to remove eyepiece cap
			with transmission transmitter and Focus/Zoom Control Motor (For Focus Control)	√	-	√	-		No need to remove eyepiece cap
		Sigma 50mm f/1.4 DG HSM Art	Camera and Lens	√	-	√	-		No need to remove eyepiece cap
			with Focus/Zoom Control Motor (For Focus Control)	√	-	√	-	Focus/Zoom Control Motor installed on either side	No need to remove eyepiece cap
			with transmission transmitter	√	-	√	-		No need to remove eyepiece cap
			with transmission transmitter and Focus/Zoom Control Motor (For Focus Control)	√	-	√	-	Focus/Zoom Control Motor installed on either side	No need to remove eyepiece cap
	EOS R、 EOS RP、 EOS R5、 EOS R6	EF 16-35mm f/4L IS USM	Camera and Lens	√	-	√	-		Can be balanced at any focal length; Do not remove eyepiece cap
			with Focus/Zoom Control Motor (For Focus Control)	√	-	√	-	Focus/Zoom Control Motor installed on either side	Can be balanced at any focal length; Do not remove eyepiece cap
			with Focus/Zoom Control Motor (For Zoom Control)	√	-	√	-	Focus/Zoom Control Motor installed on either side	Can be balanced at any focal length; Do not remove eyepiece cap
			with transmission transmitter	√	-	√	-		Can be balanced at any focal length; Do not remove eyepiece cap
			with transmission transmitter and Focus/Zoom Control Motor (For Focus Control)	√	-	√	-	Focus/Zoom Control Motor installed on either side	Can be balanced at any focal length; Do not remove eyepiece cap
			with transmission transmitter and Focus/Zoom Control Motor (For Zoom Control)	√	-	√	-	Focus/Zoom Control Motor installed on either side	Can be balanced at any focal length; Do not remove eyepiece cap
		EF 16-35mm f/2.8L III USM	Camera and Lens	-	-	-	-		
			with Focus/Zoom Control Motor (For Focus Control)	-	-	-	-		
			with Focus/Zoom Control Motor (For Zoom Control)	-	-	-	-		
			with transmission transmitter	-	-	-	-		
			with transmission transmitter and Focus/Zoom Control Motor (For Focus Control)	-	-	-	-		
			with transmission transmitter and Focus/Zoom Control Motor (For Zoom Control)	-	-	-	-		

Camera Brand	Model	Lens Model	Mounting Status	Balance Adjustment		Camera Backing Base		Focus/Zoom Control Motor	Installation Remark
				Horizontal	Vertical	Horizontal	Vertical		
Canon	EOS R、EOS RP、EOS R5、EOS R6	EF 17-40mm f/4L USM	Camera and Lens	√	-	√	-		Can be balanced at any focal length; Do not remove eyepiece cap
			with Focus/Zoom Control Motor (For Focus Control)	√	-	√	-	Focus/Zoom Control Motor installed on either side	Can be balanced at any focal length; Do not remove eyepiece cap
			with Focus/Zoom Control Motor (For Zoom Control)	√	-	√	-	Focus/Zoom Control Motor installed on either side	Can be balanced at any focal length; Do not remove eyepiece cap
			with transmission transmitter	√	-	√	-		Can be balanced at any focal length; Do not remove eyepiece cap
			with transmission transmitter and Focus/Zoom Control Motor (For Focus Control)	-	-	-	-		
			with transmission transmitter and Focus/Zoom Control Motor (For Zoom Control)	-	-	-	-		
		EF 24-70mm f/2.8L II USM	Camera and Lens	-	-	-	-		
			with Focus/Zoom Control Motor (For Focus Control)	-	-	-	-		
			with Focus/Zoom Control Motor (For Zoom Control)	-	-	-	-		
			with transmission transmitter	-	-	-	-		
			with transmission transmitter and Focus/Zoom Control Motor (For Focus Control)	-	-	-	-		
			with transmission transmitter and Focus/Zoom Control Motor (For Zoom Control)	-	-	-	-		
		EF 24-70mm f/4L IS USM	Camera and Lens	√	-	√	-		Can be balanced at 24mm; Do not remove eyepiece cap
			with Focus/Zoom Control Motor (For Focus Control)	√	-	√	-	Focus/Zoom Control Motor installed on either side	Can be balanced at 24mm; Do not remove eyepiece cap
			with Focus/Zoom Control Motor (For Zoom Control)	√	-	√	-	Focus/Zoom Control Motor installed on left side	Can be balanced at 24mm; Do not remove eyepiece cap
			with transmission transmitter	-	-	-	-		
			with transmission transmitter and Focus/Zoom Control Motor (For Focus Control)	-	-	-	-		
			with transmission transmitter and Focus/Zoom Control Motor (For Zoom Control)	-	-	-	-		

Camera Brand	Model	Lens Model	Mounting Status	Balance Adjustment		Camera Backing Base		Focus/Zoom Control Motor	Installation Remark
				Horizontal	Vertical	Horizontal	Vertical		
Canon	EOS R、EOS RP、EOS R5、EOS R6	EF 24-105mm f/4L IS II USM	Camera and Lens	√	-	√	-		Can be balanced at any focal length; Do not remove eyepiece cap
			with Focus/Zoom Control Motor (For Focus Control)	-	-	-	-		
			with Focus/Zoom Control Motor (For Zoom Control)	-	-	-	-		
			with transmission transmitter	-	-	-	-		
			with transmission transmitter and Focus/Zoom Control Motor (For Focus Control)	-	-	-	-		
			with transmission transmitter and Focus/Zoom Control Motor (For Zoom Control)	-	-	-	-		
		EF 24-105mm f/3.5-5.6 IS STM	Camera and Lens	√	-	√	-		Can be balanced at any focal length; Do not remove eyepiece cap
			with Focus/Zoom Control Motor (For Focus Control)	√	-	√	-	Focus/Zoom Control Motor installed on left side	Can be balanced at any focal length; Do not remove eyepiece cap
			with Focus/Zoom Control Motor (For Zoom Control)	√	-	√	-	Focus/Zoom Control Motor installed on left side	Can be balanced at any focal length; Do not remove eyepiece cap
			with transmission transmitter	-	-	-	-		
			with transmission transmitter and Focus/Zoom Control Motor (For Focus Control)	-	-	-	-		
			with transmission transmitter and Focus/Zoom Control Motor (For Zoom Control)	-	-	-	-		
		EF 24mm f/1.4L II USM	Camera and Lens	√	-	√	-		Do not remove eyepiece cap
			with Focus/Zoom Control Motor (For Focus Control)	√	-	√	-	Focus/Zoom Control Motor installed on either side	Do not remove eyepiece cap
			with transmission transmitter	√	-	√	-		Do not remove eyepiece cap
			with transmission transmitter and Focus/Zoom Control Motor (For Focus Control)	√	-	√	-	Focus/Zoom Control Motor installed on either side	Do not remove eyepiece cap
		EF 35mm f/1.4L II USM	Camera and Lens	√	-	√	-		Do not remove eyepiece cap
			with Focus/Zoom Control Motor (For Focus Control)	√	-	√	-	Focus/Zoom Control Motor installed on either side	Do not remove eyepiece cap
			with transmission transmitter	√	-	√	-		Do not remove eyepiece cap
			with transmission transmitter and Focus/Zoom Control Motor (For Focus Control)	√	-	√	-	Focus/Zoom Control Motor installed on either side	Do not remove eyepiece cap

Camera Brand	Model	Lens Model	Mounting Status	Balance Adjustment		Camera Backing Base		Focus/Zoom Control Motor	Installation Remark
				Horizontal	Vertical	Horizontal	Vertical		
Canon	EOS R、EOS RP、EOS R5、EOS R6	EF 50mm f/1.2L USM	Camera and Lens	√	-	√	-		Do not remove eyepiece cap
			with Focus/Zoom Control Motor (For Focus Control)	√	-	√	-	Focus/Zoom Control Motor installed on either side	Do not remove eyepiece cap
			with transmission transmitter	√	-	√	-		Do not remove eyepiece cap
			with transmission transmitter and Focus/Zoom Control Motor (For Focus Control)	√	-	√	-	Focus/Zoom Control Motor installed on either side	Do not remove eyepiece cap
		EF 50mm f/1.4 USM	Camera and Lens	√	-	√	-		Do not remove eyepiece cap
			with Focus/Zoom Control Motor (For Focus Control)	√	-	√	-	Focus/Zoom Control Motor installed on either side	Do not remove eyepiece cap
			with transmission transmitter	√	-	√	-		Do not remove eyepiece cap
			with transmission transmitter and Focus/Zoom Control Motor (For Focus Control)	√	-	√	-	Focus/Zoom Control Motor installed on either side	Do not remove eyepiece cap
		EF 85mm f/1.4L IS USM	Camera and Lens	√	-	√	-		Do not remove eyepiece cap
			with Focus/Zoom Control Motor (For Focus Control)	-	-	-	-		
			with transmission transmitter	-	-	-	-		
			with transmission transmitter and Focus/Zoom Control Motor (For Focus Control)	-	-	-	-		
		EF 85mm f/1.8 USM	Camera and Lens	√	-	√	-		Do not remove eyepiece cap
			with Focus/Zoom Control Motor (For Focus Control)	√	-	√	-	Focus/Zoom Control Motor installed on either side	Do not remove eyepiece cap
			with transmission transmitter	-	-	-	-		
			with transmission transmitter and Focus/Zoom Control Motor (For Focus Control)	-	-	-	-		
		Sigma 24-70mm f/2.8 DG HSM Art	Camera and Lens	-	-	-	-		
			with Focus/Zoom Control Motor (For Focus Control)	-	-	-	-		
			with Focus/Zoom Control Motor (For Zoom Control)	-	-	-	-		
			with transmission transmitter	-	-	-	-		
			with transmission transmitter and Focus/Zoom Control Motor (For Focus Control)	-	-	-	-		
			with transmission transmitter and Focus/Zoom Control Motor (For Zoom Control)	-	-	-	-		



Camera Brand	Model	Lens Model	Mounting Status	Balance Adjustment		Camera Backing Base		Focus/Zoom Control Motor	Installation Remark
				Horizontal	Vertical	Horizontal	Vertical		
Canon	EOS R、EOS RP、EOS R5、EOS R6	Sigma 35mm f/1.4 DG HSM Art	Camera and Lens	√	-	√	-		Do not remove eyepiece cap
			with Focus/Zoom Control Motor (For Focus Control)	√	-	√	-	Focus/Zoom Control Motor installed on either side	Do not remove eyepiece cap
			with transmission transmitter	√	-	√	-		Do not remove eyepiece cap
			with transmission transmitter and Focus/Zoom Control Motor (For Focus Control)	√	-	√	-	Focus/Zoom Control Motor installed on either side	Do not remove eyepiece cap
		Sigma 50mm f/1.4 DG HSM Art	Camera and Lens	√	-	√	-		Do not remove eyepiece cap
			with Focus/Zoom Control Motor (For Focus Control)	√	-	√	-	Focus/Zoom Control Motor installed on either side	Do not remove eyepiece cap
			with transmission transmitter	√	-	√	-		Do not remove eyepiece cap
			with transmission transmitter and Focus/Zoom Control Motor (For Focus Control)	√	-	√	-	Focus/Zoom Control Motor installed on either side	Do not remove eyepiece cap
		RF 24-70mm f/2.8 L IS USM	Camera and Lens	√	-	√	-		Can be balanced at 24mm; Do not remove eyepiece cap (eyepiece cap slightly rub against the camera)
			with Focus/Zoom Control Motor (For Focus Control)	√	-	√	-	Focus/Zoom Control Motor installed on right side	
			with Focus/Zoom Control Motor (For Zoom Control)	√	-	√	-	Focus/Zoom Control Motor installed on left side	
			with transmission transmitter	√	-	√	-		
			with transmission transmitter and Focus/Zoom Control Motor (For Focus Control)	√	-	√	-	Focus/Zoom Control Motor installed on right side	
			with transmission transmitter and Focus/Zoom Control Motor (For Zoom Control)	√	-	√	-	Focus/Zoom Control Motor installed on left side	
		RF 15-35mm f/2.8 L IS USM	Camera and Lens	√	-	√	-		Can be balanced at any focal length, no need to remove eyepiece cap
			with Focus/Zoom Control Motor (For Focus Control)	-	-	-	-		
			with Focus/Zoom Control Motor (For Zoom Control)	-	-	-	-		
			with transmission transmitter	√	-	√	-		Do not remove eyepiece cap
			with transmission transmitter and Focus/Zoom Control Motor (For Focus Control)	-	-	-	-		
			with transmission transmitter and Focus/Zoom Control Motor (For Zoom Control)	-	-	-	-		
		RF50mm F1.2 L USM	Camera and Lens	√	-	√	-		Do not remove eyepiece cap
			with Focus/Zoom Control Motor (For Focus Control)	√	-	√	-	Focus/Zoom Control Motor installed on either side	Do not remove eyepiece cap
			with transmission transmitter	-	-	-	-		
			with transmission transmitter and Focus/Zoom Control Motor (For Focus Control)	-	-	-	-		

Camera Brand	Model	Lens Model	Mounting Status	Balance Adjustment		Camera Backing Base		Focus/Zoom Control Motor	Installation Remark
				Horizontal	Vertical	Horizontal	Vertical		
Canon	EOS M50、 EOS M6 Mark II	EF-M 32mm f/1.4 STM	Camera and Lens	√	-	√	-		
			with Focus/Zoom Control Motor (For Focus Control)	√	-	√	-		
			with transmission transmitter	√	-	√	-		
			with transmission transmitter and Focus/Zoom Control Motor (For Focus Control)	√	-	√	-		
		EF-M 11-22mm f/4-5.6 IS STM	Camera and Lens	√	-	√	-		
			with Focus/Zoom Control Motor (For Focus Control)	√	-	√	-		
			with Focus/Zoom Control Motor (For Zoom Control)	√	-	√	-		
			with transmission transmitter	√	-	√	-		
			with transmission transmitter and Focus/Zoom Control Motor (For Focus Control)	√	-	√	-		
			with transmission transmitter and Focus/Zoom Control Motor (For Zoom Control)	√	-	√	-		
		EF-M 15-45mm f/3.5-6.3 IS STM	Camera and Lens	√	-	√	-		
			with Focus/Zoom Control Motor (For Focus Control)	√	-	√	-		
			with Focus/Zoom Control Motor (For Zoom Control)	√	-	√	-		
			with transmission transmitter	√	-	√	-		
			with transmission transmitter and Focus/Zoom Control Motor (For Focus Control)	√	-	√	-		
			with transmission transmitter and Focus/Zoom Control Motor (For Zoom Control)	√	-	√	-		
		EF-M 18-55mm f/3.5-5.6 IS STM	Camera and Lens	√	-	√	-		
			with Focus/Zoom Control Motor (For Focus Control)	√	-	√	-		
			with Focus/Zoom Control Motor (For Zoom Control)	√	-	√	-		
			with transmission transmitter	√	-	√	-		
			with transmission transmitter and Focus/Zoom Control Motor (For Focus Control)	√	-	√	-		
			with transmission transmitter and Focus/Zoom Control Motor (For Zoom Control)	√	-	√	-		

Camera Brand	Model	Lens Model	Mounting Status	Balance Adjustment		Camera Backing Base		Focus/Zoom Control Motor	Installation Remark
				Horizontal	Vertical	Horizontal	Vertical		
Canon	EOS M50、 EOS M6 Mark II	EF-M 18-150mm f/3.5-6.3 IS STM	Camera and Lens	√	-	√	-		
			with Focus/Zoom Control Motor (For Focus Control)	√	-	√	-		
			with Focus/Zoom Control Motor (For Zoom Control)	√	-	√	-		
			with transmission transmitter	√	-	√	-		
			with transmission transmitter and Focus/Zoom Control Motor (For Focus Control)	√	-	√	-		
			with transmission transmitter and Focus/Zoom Control Motor (For Zoom Control)	√	-	√	-		
		EF-M 55-200mm f/4.5-6.3 IS STM	Camera and Lens	√	-	√	-		
			with Focus/Zoom Control Motor (For Focus Control)	√	-	√	-		
			with Focus/Zoom Control Motor (For Zoom Control)	√	-	√	-		
			with transmission transmitter	√	-	√	-		
			with transmission transmitter and Focus/Zoom Control Motor (For Focus Control)	√	-	√	-		
			with transmission transmitter and Focus/Zoom Control Motor (For Zoom Control)	√	-	√	-		
		EF-M 22mm f/2 STM	Camera and Lens	√	-	√	-		
			with Focus/Zoom Control Motor (For Focus Control)	√	-	√	-		
			with transmission transmitter	√	-	√	-		
			with transmission transmitter and Focus/Zoom Control Motor (For Focus Control)	√	-	√	-		
		EF-M 28mm f/3.5 IS STM	Camera and Lens	√	-	√	-		
			with Focus/Zoom Control Motor (For Focus Control)	√	-	√	-		
			with transmission transmitter	√	-	√	-		
			with transmission transmitter and Focus/Zoom Control Motor (For Focus Control)	√	-	√	-		

Camera Brand	Model	Lens Model	Mounting Status	Balance Adjustment		Camera Backing Base		Focus/Zoom Control Motor	Installation Remark
				Horizontal	Vertical	Horizontal	Vertical		
Nikon	D850、D780	AF-S NIKKOR 14-24mm f/2.8G ED	Camera and Lens	-	-	-	-		
			with Focus/Zoom Control Motor (For Focus Control)	-	-	-	-		
			with Focus/Zoom Control Motor (For Zoom Control)	-	-	-	-		
			with transmission transmitter	-	-	-	-		
			with transmission transmitter and Focus/Zoom Control Motor (For Focus Control)	-	-	-	-		
			with transmission transmitter and Focus/Zoom Control Motor (For Zoom Control)	-	-	-	-		
		AF-S NIKKOR 16-35mm f/4G ED VR	Camera and Lens	√	-	√	-		Can be balanced at any focal length, no need to remove eyepiece cap
			with Focus/Zoom Control Motor (For Focus Control)	√	-	√	-		Can be balanced at any focal length, no need to remove eyepiece cap
			with Focus/Zoom Control Motor (For Zoom Control)	√	-	√	-		Can be balanced at any focal length, no need to remove eyepiece cap
			with transmission transmitter	√	-	√	-		Can be balanced at any focal length, no need to remove eyepiece cap
			with transmission transmitter and Focus/Zoom Control Motor (For Focus Control)	√	-	√	-		Can be balanced at any focal length, no need to remove eyepiece cap
			with transmission transmitter and Focus/Zoom Control Motor (For Zoom Control)	√	-	√	-		Can be balanced at any focal length, no need to remove eyepiece cap
		AF-S NIKKOR 24-70mm f/2.8E ED VR	Camera and Lens	-	-	-	-		
			with Focus/Zoom Control Motor (For Focus Control)	-	-	-	-		
			with Focus/Zoom Control Motor (For Zoom Control)	-	-	-	-		
			with transmission transmitter	-	-	-	-		
			with transmission transmitter and Focus/Zoom Control Motor (For Focus Control)	-	-	-	-		
			with transmission transmitter and Focus/Zoom Control Motor (For Zoom Control)	-	-	-	-		

Camera Brand	Model	Lens Model	Mounting Status	Balance Adjustment		Camera Backing Base		Focus/Zoom Control Motor	Installation Remark
				Horizontal	Vertical	Horizontal	Vertical		
Nikon	D850、D780	AF-S NIKKOR 24-70mm f/2.8G ED	Camera and Lens	-	-	-	-		
			with Focus/Zoom Control Motor (For Focus Control)	-	-	-	-		
			with Focus/Zoom Control Motor (For Zoom Control)	-	-	-	-		
			with transmission transmitter	-	-	-	-		
			with transmission transmitter and Focus/Zoom Control Motor (For Focus Control)	-	-	-	-		
			with transmission transmitter and Focus/Zoom Control Motor (For Zoom Control)	-	-	-	-		
		AF-S NIKKOR 24-120mm f/4G ED VR	Camera and Lens	√	-	√	-		Can be balanced at any focal length, no need to remove eyepiece cap
			with Focus/Zoom Control Motor (For Focus Control)	-	-	-	-		
			with Focus/Zoom Control Motor (For Zoom Control)	√	-	√	-		Can be balanced at any focal length, no need to remove eyepiece cap
			with transmission transmitter	-	-	-	-		
			with transmission transmitter and Focus/Zoom Control Motor (For Focus Control)	-	-	-	-		
			with transmission transmitter and Focus/Zoom Control Motor (For Zoom Control)	-	-	-	-		
		AF-S NIKKOR 24mm f/1.4G ED	Camera and Lens	√	-	√	-		No need to remove eyepiece cap
			with Focus/Zoom Control Motor (For Focus Control)	√	-	√	-	Focus/Zoom Control Motor installed on either side	No need to remove eyepiece cap
			with transmission transmitter	√	-	√	-		No need to remove eyepiece cap
			with transmission transmitter and Focus/Zoom Control Motor (For Focus Control)	√	-	√	-	Focus/Zoom Control Motor installed on either side	No need to remove eyepiece cap
		AF-S NIKKOR 24mm f/1.8G ED	Camera and Lens	√	-	√	-		No need to remove eyepiece cap
			with Focus/Zoom Control Motor (For Focus Control)	√	-	√	-	Focus/Zoom Control Motor installed on either side	No need to remove eyepiece cap
			with transmission transmitter	√	-	√	-		No need to remove eyepiece cap
			with transmission transmitter and Focus/Zoom Control Motor (For Focus Control)	√	-	√	-	Focus/Zoom Control Motor installed on either side	No need to remove eyepiece cap

Camera Brand	Model	Lens Model	Mounting Status	Balance Adjustment		Camera Backing Base		Focus/Zoom Control Motor	Installation Remark
				Horizontal	Vertical	Horizontal	Vertical		
Nikon	D850, D780	AF-S NIKKOR 35mm f/1.4G	Camera and Lens	√	-	√	-		No need to remove eyepiece cap
			with Focus/Zoom Control Motor (For Focus Control)	√	-	√	-	Focus/Zoom Control Motor installed on either side	No need to remove eyepiece cap
			with transmission transmitter	√	-	√	-		No need to remove eyepiece cap
			with transmission transmitter and Focus/Zoom Control Motor (For Focus Control)	√	-	√	-	Focus/Zoom Control Motor installed on either side	No need to remove eyepiece cap
		AF-S NIKKOR 50mm f/1.4G	Camera and Lens	√	-	√	-		No need to remove eyepiece cap
			with Focus/Zoom Control Motor (For Focus Control)	√	-	√	-	Focus/Zoom Control Motor installed on either side	No need to remove eyepiece cap
			with transmission transmitter	√	-	√	-		No need to remove eyepiece cap
			with transmission transmitter and Focus/Zoom Control Motor (For Focus Control)	√	-	√	-	Focus/Zoom Control Motor installed on either side	No need to remove eyepiece cap
		AF-S NIKKOR 85mm f/1.4G	Camera and Lens	√	-	√	-		No need to remove eyepiece cap
			with Focus/Zoom Control Motor (For Focus Control)	√	-	√	-	Focus/Zoom Control Motor installed on either side	No need to remove eyepiece cap
			with transmission transmitter	-	-	-	-		
			with transmission transmitter and Focus/Zoom Control Motor (For Focus Control)	-	-	-	-		
		AF-S NIKKOR 85mm f/1.8G	Camera and Lens	√	-	√	-		No need to remove eyepiece cap
			with Focus/Zoom Control Motor (For Focus Control)	√	-	√	-	Focus/Zoom Control Motor installed on either side	No need to remove eyepiece cap
			with transmission transmitter	-	-	-	-		
			with transmission transmitter and Focus/Zoom Control Motor (For Focus Control)	-	-	-	-		
		Sigma 24 70mm f/2.8L DG	Camera and Lens	√	-	√	-		No need to remove eyepiece cap
			with Focus/Zoom Control Motor (For Focus Control)	√	-	√	-	Focus/Zoom Control Motor installed on either side	No need to remove eyepiece cap
			with Focus/Zoom Control Motor (For Zoom Control)	√	-	√	-	Focus/Zoom Control Motor installed on either side	No need to remove eyepiece cap
			with transmission transmitter	√	-	√	-		Can be balanced at any focal length, no need to remove eyepiece cap
			with transmission transmitter and Focus/Zoom Control Motor (For Focus Control)	-	-	-	-		
			with transmission transmitter and Focus/Zoom Control Motor (For Zoom Control)	-	-	-	-		

Camera Brand	Model	Lens Model	Mounting Status	Balance Adjustment		Camera Backing Base		Focus/Zoom Control Motor	Installation Remark
				Horizontal	Vertical	Horizontal	Vertical		
Nikon	D850、D780	Sigma 35mm F1.4 DG	Camera and Lens	√	-	√	-		No need to remove eyepiece cap
			with Focus/Zoom Control Motor (For Focus Control)	√	-	√	-	Focus/Zoom Control Motor installed on either side	No need to remove eyepiece cap
			with transmission transmitter	√	-	√	-		Can be balanced at any focal length, no need to remove eyepiece cap
			with transmission transmitter and Focus/Zoom Control Motor (For Focus Control)	√	-	√	-		Can be balanced at any focal length, no need to remove eyepiece cap
		Sigma 50mm F1.4 DG	Camera and Lens	√	-	√	-		No need to remove eyepiece cap
			with Focus/Zoom Control Motor (For Focus Control)	√	-	√	-	Focus/Zoom Control Motor installed on either side	No need to remove eyepiece cap
			with transmission transmitter	√	-	√	-		Can be balanced at any focal length, no need to remove eyepiece cap
			with transmission transmitter and Focus/Zoom Control Motor (For Focus Control)	√	-	√	-		Can be balanced at any focal length, no need to remove eyepiece cap
Nikon	Z50、Z5、Z6、Z6 II、Z7、Z7 II	NIKKOR Z 24-70mm f/2.8S	Camera and Lens	√	-	√	-		Can be balanced at any focal length, no need to remove eyepiece cap
			with Focus/Zoom Control Motor (For Focus Control)	√	-	√	-	Focus/Zoom Control Motor installed on either side	Can be balanced at any focal length, no need to remove eyepiece cap
			with Focus/Zoom Control Motor (For Zoom Control)	√	-	√	-	Focus/Zoom Control Motor installed on either side	Can be balanced at any focal length, no need to remove eyepiece cap
			with transmission transmitter	√	-	√	-		Can be balanced at any focal length, no need to remove eyepiece cap
			with transmission transmitter and Focus/Zoom Control Motor (For Focus Control)	√	-	√	-	Focus/Zoom Control Motor installed on either side	Can be balanced at any focal length, no need to remove eyepiece cap
			with transmission transmitter and Focus/Zoom Control Motor (For Zoom Control)	√	-	√	-	Focus/Zoom Control Motor installed on either side	Can be balanced at any focal length, no need to remove eyepiece cap
		NIKKOR Z 24-70mm f/4S	Camera and Lens	√	-	√	-		Can be balanced at any focal length, no need to remove eyepiece cap
			with Focus/Zoom Control Motor (For Focus Control)	-	-	-	-		
			with Focus/Zoom Control Motor (For Zoom Control)	√	-	√	-		Can be balanced at any focal length, no need to remove eyepiece cap
			with transmission transmitter	√	-	√	-		Can be balanced at any focal length, no need to remove eyepiece cap
			with transmission transmitter and Focus/Zoom Control Motor (For Focus Control)	-	-	-	-		
			with transmission transmitter and Focus/Zoom Control Motor (For Zoom Control)	√	-	√	-		Can be balanced at any focal length, no need to remove eyepiece cap

Camera Brand	Model	Lens Model	Mounting Status	Balance Adjustment		Camera Backing Base		Focus/Zoom Control Motor	Installation Remark
				Horizontal	Vertical	Horizontal	Vertical		
Nikon	Z50、Z5、Z6、Z6 II、Z7、Z7 II	NIKKOR Z 35mm f/1.8S	Camera and Lens	√	-	√	-		Can be balanced at any focal length, no need to remove eyepiece cap
			with Focus/Zoom Control Motor (For Focus Control)	√	-	√	-	Focus/Zoom Control Motor installed on either side	Can be balanced at any focal length, no need to remove eyepiece cap
			with transmission transmitter	√	-	√	-		Can be balanced at any focal length, no need to remove eyepiece cap
			with transmission transmitter and Focus/Zoom Control Motor (For Focus Control)	√	-	√	-	Focus/Zoom Control Motor installed on either side	Can be balanced at any focal length, no need to remove eyepiece cap
		NIKKOR Z 50mm f/1.8S	Camera and Lens	√	-	√	-		Can be balanced at any focal length, no need to remove eyepiece cap
			with Focus/Zoom Control Motor (For Focus Control)	√	-	√	-	Focus/Zoom Control Motor installed on either side	Can be balanced at any focal length, no need to remove eyepiece cap
			with transmission transmitter	√	-	√	-		Can be balanced at any focal length, no need to remove eyepiece cap
			with transmission transmitter and Focus/Zoom Control Motor (For Focus Control)	√	-	√	-	Focus/Zoom Control Motor installed on either side	Can be balanced at any focal length, no need to remove eyepiece cap
		AF-S NIKKOR 14-24mm f/2.8G ED	Camera and Lens	√	-	√	-		Can be balanced at any focal length, no need to remove eyepiece cap
			with Focus/Zoom Control Motor (For Focus Control)	-	-	-	-		
			with Focus/Zoom Control Motor (For Zoom Control)	-	-	-	-		
			with transmission transmitter	√	-	√	-		Can be balanced at any focal length, no need to remove eyepiece cap
			with transmission transmitter and Focus/Zoom Control Motor (For Focus Control)	-	-	-	-		
			with transmission transmitter and Focus/Zoom Control Motor (For Zoom Control)	-	-	-	-		
		AF-S NIKKOR 16-35mm f/4G ED VR	Camera and Lens	√	-	√	-		Can be balanced at any focal length, no need to remove eyepiece cap
			with Focus/Zoom Control Motor (For Focus Control)	√	-	√	-		Can be balanced at any focal length, no need to remove eyepiece cap
			with Focus/Zoom Control Motor (For Zoom Control)	√	-	√	-		Can be balanced at any focal length, no need to remove eyepiece cap
			with transmission transmitter	√	-	√	-		Can be balanced at any focal length, no need to remove eyepiece cap
			with transmission transmitter and Focus/Zoom Control Motor (For Focus Control)	-	-	-	-		
			with transmission transmitter and Focus/Zoom Control Motor (For Zoom Control)	-	-	-	-		

Camera Brand	Model	Lens Model	Mounting Status	Balance Adjustment		Camera Backing Base		Focus/Zoom Control Motor	Installation Remark
				Horizontal	Vertical	Horizontal	Vertical		
Nikon	Z50、Z5、Z6、Z6 II、Z7、Z7 II	AF-S NIKKOR 24-70mm f/2.8E ED VR	Camera and Lens	-	-	-	-		
			with Focus/Zoom Control Motor (For Focus Control)	-	-	-	-		
			with Focus/Zoom Control Motor (For Zoom Control)	-	-	-	-		
			with transmission transmitter	-	-	-	-		
			with transmission transmitter and Focus/Zoom Control Motor (For Focus Control)	-	-	-	-		
			with transmission transmitter and Focus/Zoom Control Motor (For Zoom Control)	-	-	-	-		
		AF-S NIKKOR 24-70mm f/2.8G ED	Camera and Lens	-	-	-	-		
			with Focus/Zoom Control Motor (For Focus Control)	-	-	-	-		
			with Focus/Zoom Control Motor (For Zoom Control)	-	-	-	-		
			with transmission transmitter	-	-	-	-		
			with transmission transmitter and Focus/Zoom Control Motor (For Focus Control)	-	-	-	-		
			with transmission transmitter and Focus/Zoom Control Motor (For Zoom Control)	-	-	-	-		
		AF-S NIKKOR 24-120mm f/4G ED VR	Camera and Lens	-	-	-	-		
			with Focus/Zoom Control Motor (For Focus Control)	-	-	-	-		
			with Focus/Zoom Control Motor (For Zoom Control)	-	-	-	-		
			with transmission transmitter	-	-	-	-		
			with transmission transmitter and Focus/Zoom Control Motor (For Focus Control)	-	-	-	-		
			with transmission transmitter and Focus/Zoom Control Motor (For Zoom Control)	-	-	-	-		
		AF-S NIKKOR 24mm f/1.4G ED	Camera and Lens	√	-	√	-		Can be balanced at any focal length; Need to remove eyepiece cap
			with Focus/Zoom Control Motor (For Focus Control)	√	-	√	-		
			with transmission transmitter	√	-	√	-		
			with transmission transmitter and Focus/Zoom Control Motor (For Focus Control)	√	-	√	-		

Camera Brand	Model	Lens Model	Mounting Status	Balance Adjustment		Camera Backing Base		Focus/Zoom Control Motor	Installation Remark
				Horizontal	Vertical	Horizontal	Vertical		
Nikon	Z50、Z5、Z6、Z6 II、Z7、Z7 II	AF-S NIKKOR 24mm f/1.8G ED	Camera and Lens	√	-	√	-		Can be balanced at any focal length; Need to remove eyepiece cap
			with Focus/Zoom Control Motor (For Focus Control)	√	-	√	-		
			with transmission transmitter	√	-	√	-		
			with transmission transmitter and Focus/Zoom Control Motor (For Focus Control)	√	-	√	-		
		AF-S NIKKOR 35mm f/1.4G	Camera and Lens	√	-	√	-		
			with Focus/Zoom Control Motor (For Focus Control)	√	-	√	-		
			with transmission transmitter	√	-	√	-		
			with transmission transmitter and Focus/Zoom Control Motor (For Focus Control)	√	-	√	-		
		AF-S NIKKOR 50mm f/1.4G	Camera and Lens	√	-	√	-		
			with Focus/Zoom Control Motor (For Focus Control)	√	-	√	-		
			with transmission transmitter	√	-	√	-		
			with transmission transmitter and Focus/Zoom Control Motor (For Focus Control)	√	-	√	-		
		Sigma 24 70mm f/2.8L DG	Camera and Lens	√	-	√	-		Can be balanced at any focal length, no need to remove eyepiece cap
			with Focus/Zoom Control Motor (For Focus Control)	-	-	-	-		
			with Focus/Zoom Control Motor (For Zoom Control)	-	-	-	-		
			with transmission transmitter	√	-	√	-		Can be balanced at any focal length, no need to remove eyepiece cap
			with transmission transmitter and Focus/Zoom Control Motor (For Focus Control)	-	-	-	-		
			with transmission transmitter and Focus/Zoom Control Motor (For Zoom Control)	-	-	-	-		
		Sigma 35mm F1.4 DG	Camera and Lens	√	-	√	-		Can be balanced at any focal length; Need to remove eyepiece cap
			with Focus/Zoom Control Motor (For Focus Control)	√	-	√	-		Can be balanced at any focal length; Need to remove eyepiece cap
			with transmission transmitter	√	-	√	-		Can be balanced at any focal length, no need to remove eyepiece cap
			with transmission transmitter and Focus/Zoom Control Motor (For Focus Control)	√	-	√	-		Can be balanced at any focal length, no need to remove eyepiece cap

Camera Brand	Model	Lens Model	Mounting Status	Balance Adjustment		Camera Backing Base		Focus/Zoom Control Motor	Installation Remark
				Horizontal	Vertical	Horizontal	Vertical		
Nikon	Z50、Z5、Z6、Z6 II、Z7、Z7 II	Sigma 50mm F1.4 DG	Camera and Lens	√	-	√	-		Can be balanced at any focal length; Need to remove eyepiece cap
			with Focus/Zoom Control Motor (For Focus Control)	√	-	√	-		Can be balanced at any focal length; Need to remove eyepiece cap
			with transmission transmitter	√	-	√	-		Can be balanced at any focal length, no need to remove eyepiece cap
			with transmission transmitter and Focus/Zoom Control Motor (For Focus Control)	√	-	√	-		Can be balanced at any focal length, no need to remove eyepiece cap
Sony	α9、α9 II、α7M2、α7R2、α7S2、α7M3、α7R3、α7S3、α7R4、α7M4、α7C、α6600、α6500、α6400、α6300、α6100	FE 16-35mm F2.8 GM	Camera and Lens	√	-	√	-		Can be balanced at any focal length, no need to remove eyepiece cap
			with Focus/Zoom Control Motor (For Focus Control)	√	-	√	-	Focus/Zoom Control Motor installed on either side	
			with Focus/Zoom Control Motor (For Zoom Control)	√	-	√	-	Focus/Zoom Control Motor installed on either side	
			with transmission transmitter	√	-	√	-		
			with transmission transmitter and Focus/Zoom Control Motor (For Focus Control)	√	-	√	-	Focus/Zoom Control Motor installed on either side	
			with transmission transmitter and Focus/Zoom Control Motor (For Zoom Control)	√	-	√	-	Focus/Zoom Control Motor installed on either side	
		FE 16-35mm F4 ZAISS	Camera and Lens	√	-	√	-		
			with Focus/Zoom Control Motor (For Focus Control)	√	-	√	-	Focus/Zoom Control Motor installed on either side	
			with Focus/Zoom Control Motor (For Zoom Control)	√	-	√	-	Focus/Zoom Control Motor installed on either side	
			with transmission transmitter	√	-	√	-		
			with transmission transmitter and Focus/Zoom Control Motor (For Focus Control)	√	-	√	-	Focus/Zoom Control Motor installed on either side	
			with transmission transmitter and Focus/Zoom Control Motor (For Zoom Control)	√	-	√	-	Focus/Zoom Control Motor installed on either side	
		FE 12-24mm F4 G	Camera and Lens	√	-	√	-		
			with Focus/Zoom Control Motor (For Focus Control)	√	-	√	-	Focus/Zoom Control Motor installed on either side	
			with Focus/Zoom Control Motor (For Zoom Control)	√	-	√	-	Focus/Zoom Control Motor installed on either side	
			with transmission transmitter	√	-	√	-		
			with transmission transmitter and Focus/Zoom Control Motor (For Focus Control)	√	-	√	-	Focus/Zoom Control Motor installed on either side	
			with transmission transmitter and Focus/Zoom Control Motor (For Zoom Control)	√	-	√	-	Focus/Zoom Control Motor installed on either side	

Camera Brand	Model	Lens Model	Mounting Status	Balance Adjustment		Camera Backing Base		Focus/Zoom Control Motor	Installation Remark
				Horizontal	Vertical	Horizontal	Vertical		
Sony	α9、α9 II、 α7M2、 α7R2、 α7S2、 α7M3、 α7R3、 α7S3、 α7R4、 α7M4、 α7C、 α6600、 α6500、 α6400、 α6300、 α6100	FE 24mm f1.4GM	Camera and Lens	√	-	√	-		No need to remove eyepiece cap
			with Focus/Zoom Control Motor (For Focus Control)	√	-	√	-	Focus/Zoom Control Motor installed on either side	No need to remove eyepiece cap
			with transmission transmitter	√	-	√	-		Can be balanced at any focal length, no need to remove eyepiece cap
			with transmission transmitter and Focus/Zoom Control Motor (For Focus Control)	√	-	√	-	Focus/Zoom Control Motor installed on either side	Can be balanced at any focal length, no need to remove eyepiece cap
		FE 24-70mm F2.8 GM	Camera and Lens	√	-	√	-		Can be balanced at any focal length; Need to remove eyepiece cap (Roll axis slightly rub against the camera)
			with Focus/Zoom Control Motor (For Focus Control)	√	-	√	-	Focus/Zoom Control Motor installed on either side	
			with Focus/Zoom Control Motor (For Zoom Control)	√	-	√	-	Focus/Zoom Control Motor installed on either side	
			with transmission transmitter	√	-	√	-		
			with transmission transmitter and Focus/Zoom Control Motor (For Focus Control)	√	-	√	-	Focus/Zoom Control Motor installed on either side	
			with transmission transmitter and Focus/Zoom Control Motor (For Zoom Control)	√	-	√	-	Focus/Zoom Control Motor installed on either side	
		FE 24-70mm F4 ZA OSS	Camera and Lens	√	-	√	-		Can be balanced at 24mm-50mm, need to remove eyepiece cap
			with Focus/Zoom Control Motor (For Focus Control)	√	-	√	-	Focus/Zoom Control Motor installed on either side	Can be balanced at 24mm-50mm, need to remove eyepiece cap
			with Focus/Zoom Control Motor (For Zoom Control)	√	-	√	-	Focus/Zoom Control Motor installed on either side	Can be balanced at 24mm-50mm, need to remove eyepiece cap
			with transmission transmitter	√	-	√	-		Can be balanced at 24mm-50mm, need to remove eyepiece cap
			with transmission transmitter and Focus/Zoom Control Motor (For Focus Control)	√	-	√	-	Focus/Zoom Control Motor installed on either side	Can be balanced at 24mm-50mm, need to remove eyepiece cap
			with transmission transmitter and Focus/Zoom Control Motor (For Zoom Control)	√	-	√	-	Focus/Zoom Control Motor installed on either side	Can be balanced at 24mm-50mm, need to remove eyepiece cap
		FE 28mm F2	Camera and Lens	√	-	√	-		No need to remove eyepiece cap
			with Focus/Zoom Control Motor (For Focus Control)	√	-	√	-	Focus/Zoom Control Motor installed on either side	No need to remove eyepiece cap
			with transmission transmitter	√	-	√	-		No need to remove eyepiece cap
			with transmission transmitter and Focus/Zoom Control Motor (For Focus Control)	√	-	√	-	Focus/Zoom Control Motor installed on either side	No need to remove eyepiece cap
		FE 50mm F1.8	Camera and Lens	√	-	√	-		No need to remove eyepiece cap
			with Focus/Zoom Control Motor (For Focus Control)	√	-	√	-	Focus/Zoom Control Motor installed on either side	No need to remove eyepiece cap
			with transmission transmitter	√	-	√	-		No need to remove eyepiece cap
			with transmission transmitter and Focus/Zoom Control Motor (For Focus Control)	√	-	√	-	Focus/Zoom Control Motor installed on either side	No need to remove eyepiece cap

Camera Brand	Model	Lens Model	Mounting Status	Balance Adjustment		Camera Backing Base		Focus/Zoom Control Motor	Installation Remark
				Horizontal	Vertical	Horizontal	Vertical		
Sony	α9、α9 II、 α7M2、 α7R2、 α7S2、 α7M3、 α7R3、 α7S3、 α7R4、 α7M4、 α7C、 α6600、 α6500、 α6400、 α6300、 α6100	FE 85mm F1.4 GM	Camera and Lens	√	-	√	-		No need to remove eyepiece cap
			with Focus/Zoom Control Motor (For Focus Control)	√	-	√	-	Focus/Zoom Control Motor installed on either side	No need to remove eyepiece cap
			with transmission transmitter	√	-	√	-		No need to remove eyepiece cap
			with transmission transmitter and Focus/Zoom Control Motor (For Focus Control)	√	-	√	-	Focus/Zoom Control Motor installed on either side	No need to remove eyepiece cap
		Distagon T* FE 35mm F1.4 ZA	Camera and Lens	√	-	√	-		No need to remove eyepiece cap
			with Focus/Zoom Control Motor (For Focus Control)	√	-	√	-	Focus/Zoom Control Motor installed on left side	No need to remove eyepiece cap
			with transmission transmitter	√	-	√	-		No need to remove eyepiece cap
			with transmission transmitter and Focus/Zoom Control Motor (For Focus Control)	√	-	√	-	Focus/Zoom Control Motor installed on left side	No need to remove eyepiece cap
		Sonnar T* FE 35mm F2.8 ZA	Camera and Lens	√	-	√	-		No need to remove eyepiece cap
			with Focus/Zoom Control Motor (For Focus Control)	√	-	√	-	Focus/Zoom Control Motor installed on right side	No need to remove eyepiece cap
			with transmission transmitter	√	-	√	-		No need to remove eyepiece cap
			with transmission transmitter and Focus/Zoom Control Motor (For Focus Control)	√	-	√	-	Focus/Zoom Control Motor installed on right side	No need to remove eyepiece cap
		Sonnar® T* FE 55mm F1.8 ZA	Camera and Lens	√	-	√	-		No need to remove eyepiece cap
			with Focus/Zoom Control Motor (For Focus Control)	√	-	√	-	Focus/Zoom Control Motor installed on either side	No need to remove eyepiece cap
			with transmission transmitter	√	-	√	-		No need to remove eyepiece cap
			with transmission transmitter and Focus/Zoom Control Motor (For Focus Control)	√	-	√	-	Focus/Zoom Control Motor installed on either side	No need to remove eyepiece cap
		E 10–18mm F4 OSS	Camera and Lens	√	-	√	-		Can be balanced at any focal length, no need to remove eyepiece cap
			with Focus/Zoom Control Motor (For Focus Control)	√	-	√	-	Focus/Zoom Control Motor installed on either side	Can be balanced at any focal length, no need to remove eyepiece cap
			with Focus/Zoom Control Motor (For Zoom Control)	√	-	√	-	Focus/Zoom Control Motor installed on either side	Can be balanced at any focal length, no need to remove eyepiece cap
			with transmission transmitter	√	-	√	-		Can be balanced at any focal length, no need to remove eyepiece cap
			with transmission transmitter and Focus/Zoom Control Motor (For Focus Control)	√	-	√	-	Focus/Zoom Control Motor installed on either side	Can be balanced at any focal length, no need to remove eyepiece cap
			with transmission transmitter and Focus/Zoom Control Motor (For Zoom Control)	√	-	√	-	Focus/Zoom Control Motor installed on either side	Can be balanced at any focal length, no need to remove eyepiece cap

Camera Brand	Model	Lens Model	Mounting Status	Balance Adjustment		Camera Backing Base		Focus/Zoom Control Motor	Installation Remark
				Horizontal	Vertical	Horizontal	Vertical		
Sony	α9、α9 II、 α7M2、 α7R2、 α7S2、 α7M3、 α7R3、 α7S3、 α7R4、 α7M4、 α7C、 α6600、 α6500、 α6400、 α6300、 α6100	E PZ 18–105mm F4 G OSS	Camera and Lens	√	-	√	-		Can be balanced at any focal length, no need to remove eyepiece cap
			with Focus/Zoom Control Motor (For Focus Control)	√	-	√	-	Focus/Zoom Control Motor installed on either side	Can be balanced at any focal length, no need to remove eyepiece cap
			with Focus/Zoom Control Motor (For Zoom Control)	√	-	√	-	Focus/Zoom Control Motor installed on either side	Can be balanced at any focal length, no need to remove eyepiece cap
			with transmission transmitter	√	-	√	-		Can be balanced at any focal length, no need to remove eyepiece cap
			with transmission transmitter and Focus/Zoom Control Motor (For Focus Control)	√	-	√	-	Focus/Zoom Control Motor installed on either side	Can be balanced at any focal length, no need to remove eyepiece cap
			with transmission transmitter and Focus/Zoom Control Motor (For Zoom Control)	√	-	√	-	Focus/Zoom Control Motor installed on either side	Can be balanced at any focal length, no need to remove eyepiece cap
		E 18–200mm F3.5–6.3 OSS LE	Camera and Lens	√	-	√	-		Can be balanced at any focal length, no need to remove eyepiece cap
			with Focus/Zoom Control Motor (For Focus Control)	√	-	√	-	Focus/Zoom Control Motor installed on left side	Can be balanced at any focal length, no need to remove eyepiece cap
			with Focus/Zoom Control Motor (For Zoom Control)	√	-	√	-	Focus/Zoom Control Motor installed on left side	Can be balanced at any focal length, no need to remove eyepiece cap
			with transmission transmitter	√	-	√	-		Can be balanced at any focal length, no need to remove eyepiece cap
			with transmission transmitter and Focus/Zoom Control Motor (For Focus Control)	√	-	√	-	Focus/Zoom Control Motor installed on either side	Can be balanced at any focal length, no need to remove eyepiece cap
			with transmission transmitter and Focus/Zoom Control Motor (For Zoom Control)	√	-	√	-	Focus/Zoom Control Motor installed on either side	Can be balanced at any focal length, no need to remove eyepiece cap
		Sigma 30mm f/1.4 DC DN	Camera and Lens	√	-	√	-		No need to remove eyepiece cap
			with Focus/Zoom Control Motor (For Focus Control)	√	-	√	-	Focus/Zoom Control Motor installed on either side	No need to remove eyepiece cap
			with transmission transmitter	√	-	√	-		Can be balanced at any focal length, no need to remove eyepiece cap
			with transmission transmitter and Focus/Zoom Control Motor (For Focus Control)	√	-	√	-	Focus/Zoom Control Motor installed on either side	Can be balanced at any focal length, no need to remove eyepiece cap
		Sigma 50mm f/1.4 DG	Camera and Lens	√	-	√	-		No need to remove eyepiece cap
			with Focus/Zoom Control Motor (For Focus Control)	√	-	√	-	Focus/Zoom Control Motor installed on left side	No need to remove eyepiece cap
			with transmission transmitter	√	-	√	-		Can be balanced at any focal length, no need to remove eyepiece cap
			with transmission transmitter and Focus/Zoom Control Motor (For Focus Control)	√	-	√	-	Focus/Zoom Control Motor installed on either side	Can be balanced at any focal length, no need to remove eyepiece cap

Camera Brand	Model	Lens Model	Mounting Status	Balance Adjustment		Camera Backing Base		Focus/Zoom Control Motor	Installation Remark
				Horizontal	Vertical	Horizontal	Vertical		
Sony	α9、α9 II、 α7M2、 α7R2、 α7S2、 α7M3、 α7R3、 α7S3、 α7R4、 α7M4、 α7C、 α6600、 α6500、 α6400、 α6300、 α6100	Tamron 28-75mm f/2.8	Camera and Lens	√	-	√	-		Can be balanced at any focal length, no need to remove eyepiece cap
			with Focus/Zoom Control Motor (For Focus Control)	√	-	√	-	Focus/Zoom Control Motor installed on left side	
			with Focus/Zoom Control Motor (For Zoom Control)	√	-	√	-	Focus/Zoom Control Motor installed on left side	
			with transmission transmitter	√	-	√	-		
			with transmission transmitter and Focus/Zoom Control Motor (For Focus Control)	√	-	√	-	Focus/Zoom Control Motor installed on either side	
			with transmission transmitter and Focus/Zoom Control Motor (For Zoom Control)	√	-	√	-	Focus/Zoom Control Motor installed on either side	
		sigma18-35mm f/1.8 DC HSM Art (+Canon adapter)	Camera and Lens	√	-	√	-		Can be balanced at any focal length, no need to remove eyepiece cap
			with Focus/Zoom Control Motor (For Focus Control)	-	-	-	-		
			with Focus/Zoom Control Motor (For Zoom Control)	-	-	-	-		
			with transmission transmitter	-	-	-	-		
			with transmission transmitter and Focus/Zoom Control Motor (For Focus Control)	-	-	-	-		
			with transmission transmitter and Focus/Zoom Control Motor (For Zoom Control)	-	-	-	-		
FUJIFILM	X-H1、X-T2、 X-T3、X-T4、 X-T30	XF 16-55mm f/2.8 R LM WR	Camera and Lens	√	-	√	-		Can be balanced at any focal length, no need to remove eyepiece cap
			with Focus/Zoom Control Motor (For Focus Control)	√	-	√	-	Focus/Zoom Control Motor installed on either side	
			with Focus/Zoom Control Motor (For Zoom Control)	√	-	√	-	Focus/Zoom Control Motor installed on either side	
			with transmission transmitter	√	-	√	-		
			with transmission transmitter and Focus/Zoom Control Motor (For Focus Control)	√	-	√	-	Focus/Zoom Control Motor installed on either side	
			with transmission transmitter and Focus/Zoom Control Motor (For Zoom Control)	√	-	√	-	Focus/Zoom Control Motor installed on either side	

Camera Brand	Model	Lens Model	Mounting Status	Balance Adjustment		Camera Backing Base		Focus/Zoom Control Motor	Installation Remark
				Horizontal	Vertical	Horizontal	Vertical		
FUJIFILM	X-H1、X-T2、 X-T3、X-T4、 X-T30	XF 18-55mm f/2.8-4 R OIS	Camera and Lens	√	-	√	-		Can be balanced at any focal length, no need to remove eyepiece cap
			with Focus/Zoom Control Motor (For Focus Control)	√	-	√	-	Focus/Zoom Control Motor installed on either side	
			with Focus/Zoom Control Motor (For Zoom Control)	√	-	√	-	Focus/Zoom Control Motor installed on either side	
			with transmission transmitter	√	-	√	-		
			with transmission transmitter and Focus/Zoom Control Motor (For Focus Control)	√	-	√	-	Focus/Zoom Control Motor installed on either side	
			with transmission transmitter and Focus/Zoom Control Motor (For Zoom Control)	√	-	√	-	Focus/Zoom Control Motor installed on either side	
		XF 18-135mm f/3.5-5.6 R LM OIS WR	Camera and Lens	√	-	√	-		
			with Focus/Zoom Control Motor (For Focus Control)	√	-	√	-	Focus/Zoom Control Motor installed on either side	
			with Focus/Zoom Control Motor (For Zoom Control)	√	-	√	-	Focus/Zoom Control Motor installed on either side	
			with transmission transmitter	√	-	√	-		
			with transmission transmitter and Focus/Zoom Control Motor (For Focus Control)	√	-	√	-	Focus/Zoom Control Motor installed on either side	
			with transmission transmitter and Focus/Zoom Control Motor (For Zoom Control)	√	-	√	-	Focus/Zoom Control Motor installed on either side	
		XF 35mm f/2 R WR	Camera and Lens	√	-	√	-		
			with Focus/Zoom Control Motor (For Focus Control)	√	-	√	-	Focus/Zoom Control Motor installed on either side	
			with transmission transmitter	√	-	√	-		
			with transmission transmitter and Focus/Zoom Control Motor (For Focus Control)	√	-	√	-	Focus/Zoom Control Motor installed on either side	
		XF 56mm f/1.2 R	Camera and Lens	√	-	√	-		
			with Focus/Zoom Control Motor (For Focus Control)	√	-	√	-	Focus/Zoom Control Motor installed on either side	
			with transmission transmitter	√	-	√	-		
			with transmission transmitter and Focus/Zoom Control Motor (For Focus Control)	√	-	√	-	Focus/Zoom Control Motor installed on either side	

Camera Brand	Model	Lens Model	Mounting Status	Balance Adjustment		Camera Backing Base		Focus/Zoom Control Motor	Installation Remark
				Horizontal	Vertical	Horizontal	Vertical		
FUJIFILM	X-H1、X-T2、 X-T3、X-T4、 X-T30	XC 15-45mm f/3.5-5.6 OIS	Camera and Lens	√	-	√	-		Can be balanced at any focal length, no need to remove eyepiece cap
			with Focus/Zoom Control Motor (For Focus Control)	√	-	√	-	Focus/Zoom Control Motor installed on either side	
			with Focus/Zoom Control Motor (For Zoom Control)	√	-	√	-	Focus/Zoom Control Motor installed on either side	
			with transmission transmitter	√	-	√	-		
			with transmission transmitter and Focus/Zoom Control Motor (For Focus Control)	√	-	√	-	Focus/Zoom Control Motor installed on either side	
			with transmission transmitter and Focus/Zoom Control Motor (For Zoom Control)	√	-	√	-	Focus/Zoom Control Motor installed on either side	
		Super EBC XF 23mm f/1.4 R	Camera and Lens	√	-	√	-		
			with Focus/Zoom Control Motor (For Focus Control)	√	-	√	-	Focus/Zoom Control Motor installed on either side	
			with transmission transmitter	√	-	√	-		
			with transmission transmitter and Focus/Zoom Control Motor (For Focus Control)	√	-	√	-	Focus/Zoom Control Motor installed on either side	
Panasonic	G9、GH5s、GH5、 GH6	Vario-Elmarit 8-18mm f/2.8-4.0	Camera and Lens	√	-	√	-		Can be balanced at any focal length, no need to remove eyepiece cap
			with Focus/Zoom Control Motor (For Focus Control)	√	-	√	-	Focus/Zoom Control Motor installed on either side	
			with Focus/Zoom Control Motor (For Zoom Control)	√	-	√	-	Focus/Zoom Control Motor installed on either side	
			with transmission transmitter	√	-	√	-		
			with transmission transmitter and Focus/Zoom Control Motor (For Focus Control)	√	-	√	-	Focus/Zoom Control Motor installed on either side	
			with transmission transmitter and Focus/Zoom Control Motor (For Zoom Control)	√	-	√	-	Focus/Zoom Control Motor installed on either side	

Camera Brand	Model	Lens Model	Mounting Status	Balance Adjustment		Camera Backing Base		Focus/Zoom Control Motor	Installation Remark
				Horizontal	Vertical	Horizontal	Vertical		
Panasonic	G9, GH5s, GH5, GH6	Vario 12-35mm f/2.8 II	Camera and Lens	√	-	√	-		
			with Focus/Zoom Control Motor (For Focus Control)	√	-	√	-	Focus/Zoom Control Motor installed on either side	
			with Focus/Zoom Control Motor (For Zoom Control)	√	-	√	-	Focus/Zoom Control Motor installed on either side	
			with transmission transmitter	√	-	√	-		
			with transmission transmitter and Focus/Zoom Control Motor (For Focus Control)	√	-	√	-	Focus/Zoom Control Motor installed on either side	
			with transmission transmitter and Focus/Zoom Control Motor (For Zoom Control)	√	-	√	-	Focus/Zoom Control Motor installed on either side	
		Lumix G 25mm f/1.7	Camera and Lens	√	-	√	-		Can be balanced at any focal length, no need to remove eyepiece cap
			with Focus/Zoom Control Motor (For Focus Control)	√	-	√	-	Focus/Zoom Control Motor installed on either side	
			with transmission transmitter	√	-	√	-		
			with transmission transmitter and Focus/Zoom Control Motor (For Focus Control)	√	-	√	-	Focus/Zoom Control Motor installed on either side	
		MACRO 30mm f/2.8	Camera and Lens	√	-	√	-		
			with Focus/Zoom Control Motor (For Focus Control)	√	-	√	-	Focus/Zoom Control Motor installed on either side	
			with transmission transmitter	√	-	√	-		
			with transmission transmitter and Focus/Zoom Control Motor (For Focus Control)	√	-	√	-	Focus/Zoom Control Motor installed on either side	
		sigma 18-35mm f/1.8 DC HSM Art (+adapter)	Camera and Lens	√	-	√	-		
			with Focus/Zoom Control Motor (For Focus Control)	-	-	-	-		
			with Focus/Zoom Control Motor (For Zoom Control)	-	-	-	-		
			with transmission transmitter	-	-	-	-		
			with transmission transmitter and Focus/Zoom Control Motor (For Focus Control)	-	-	-	-		
			with transmission transmitter and Focus/Zoom Control Motor (For Zoom Control)	-	-	-	-		

Camera Brand	Model	Lens Model	Mounting Status	Balance Adjustment		Camera Backing Base		Focus/Zoom Control Motor	Installation Remark
				Horizontal	Vertical	Horizontal	Vertical		
Panasonic	S5	LUMIX S 24-105mm F/4 Macro OIS	Camera and Lens	√	-	√	-		Can be balanced at any focal length, no need to remove eyepiece cap
			with Focus/Zoom Control Motor (For Focus Control)	√	-	√	-	Focus/Zoom Control Motor installed on either side	
			with Focus/Zoom Control Motor (For Zoom Control)	√	-	√	-	Focus/Zoom Control Motor installed on either side	
			with transmission transmitter	√	-	√	-		
			with transmission transmitter and Focus/Zoom Control Motor (For Focus Control)	√	-	√	-	Focus/Zoom Control Motor installed on either side	
			with transmission transmitter and Focus/Zoom Control Motor (For Zoom Control)	√	-	√	-	Focus/Zoom Control Motor installed on either side	
		LUMIX S PRO 24-70mm f/2.8	Camera and Lens	√	-	√	-		
			with Focus/Zoom Control Motor (For Focus Control)	√	-	√	-	Focus/Zoom Control Motor installed on either side	
			with Focus/Zoom Control Motor (For Zoom Control)	√	-	√	-	Focus/Zoom Control Motor installed on either side	
			with transmission transmitter	√	-	√	-		
			with transmission transmitter and Focus/Zoom Control Motor (For Focus Control)	√	-	√	-	Focus/Zoom Control Motor installed on either side	
			with transmission transmitter and Focus/Zoom Control Motor (For Zoom Control)	√	-	√	-	Focus/Zoom Control Motor installed on either side	
	S1、S1H	LUMIX S 24-105mm F/4 Macro OIS	Camera and Lens	-	-	-	-		
			with Focus/Zoom Control Motor (For Focus Control)	-	-	-	-		
			with Focus/Zoom Control Motor (For Zoom Control)	-	-	-	-		
			with transmission transmitter	-	-	-	-		
			with transmission transmitter and Focus/Zoom Control Motor (For Focus Control)	-	-	-	-		
			with transmission transmitter and Focus/Zoom Control Motor (For Zoom Control)	-	-	-	-		

Camera Brand	Model	Lens Model	Mounting Status	Balance Adjustment		Camera Backing Base		Focus/Zoom Control Motor	Installation Remark
				Horizontal	Vertical	Horizontal	Vertical		
BMD	BMPCC 4K	Vario-Elmarit 8-18mm f/2.8-4.0	Camera and Lens	-	-	-	-		
			with Focus/Zoom Control Motor (For Focus Control)	-	-	-	-		
			with Focus/Zoom Control Motor (For Zoom Control)	-	-	-	-		
			with transmission transmitter	-	-	-	-		
			with transmission transmitter and Focus/Zoom Control Motor (For Focus Control)	-	-	-	-		
			with transmission transmitter and Focus/Zoom Control Motor (For Zoom Control)	-	-	-	-		
		Vario 12-35mm f/2.8 II	Camera and Lens	-	-	-	-		
			with Focus/Zoom Control Motor (For Focus Control)	-	-	-	-		
			with Focus/Zoom Control Motor (For Zoom Control)	-	-	-	-		
			with transmission transmitter	-	-	-	-		
			with transmission transmitter and Focus/Zoom Control Motor (For Focus Control)	-	-	-	-		
			with transmission transmitter and Focus/Zoom Control Motor (For Zoom Control)	-	-	-	-		
		G Vario 12-32mm 0.2m/0.66ft	Camera and Lens	-	-	-	-		
			with Focus/Zoom Control Motor (For Zoom Control)	-	-	-	-		
			with transmission transmitter	-	-	-	-		
			with transmission transmitter and Focus/Zoom Control Motor (For Focus Control)	-	-	-	-		
			with transmission transmitter and Focus/Zoom Control Motor (For Zoom Control)	-	-	-	-		
		25mm f/1.7	Camera and Lens	-	-	-	-		
			with Focus/Zoom Control Motor (For Focus Control)	-	-	-	-		
			with transmission transmitter	-	-	-	-		
			with transmission transmitter and Focus/Zoom Control Motor (For Focus Control)	-	-	-	-		

Camera Brand	Model	Lens Model	Mounting Status	Balance Adjustment		Camera Backing Base		Focus/Zoom Control Motor	Installation Remark
				Horizontal	Vertical	Horizontal	Vertical		
BMD	BMPCC 4K	MACRO 30mm f/2.8	Camera and Lens	-	-	-	-		
			with Focus/Zoom Control Motor (For Focus Control)	-	-	-	-		
			with transmission transmitter	-	-	-	-		
			with transmission transmitter and Focus/Zoom Control Motor (For Focus Control)	-	-	-	-		
		D-Dreamer 12mm F2.8	Camera and Lens	-	-	-	-		
			with Focus/Zoom Control Motor (For Focus Control)	-	-	-	-		
			with transmission transmitter	-	-	-	-		
			with transmission transmitter and Focus/Zoom Control Motor (For Focus Control)	-	-	-	-		
BMD	BMPCC 6K	EF 24mm f/1.4L II USM	Camera and Lens	-	-	-	-		
			with Focus/Zoom Control Motor (For Focus Control)	-	-	-	-		
			with transmission transmitter	-	-	-	-		
			with transmission transmitter and Focus/Zoom Control Motor (For Focus Control)	-	-	-	-		
		EF 35mm f/1.4L II USM	Camera and Lens	-	-	-	-		
			with Focus/Zoom Control Motor (For Focus Control)	-	-	-	-		
			with transmission transmitter	-	-	-	-		
			with transmission transmitter and Focus/Zoom Control Motor (For Focus Control)	-	-	-	-		
		EF 50mm f/1.4L USM	Camera and Lens	-	-	-	-		
			with Focus/Zoom Control Motor (For Focus Control)	-	-	-	-		
			with transmission transmitter	-	-	-	-		
			with transmission transmitter and Focus/Zoom Control Motor (For Focus Control)	-	-	-	-		
		EF 85mm f/1.8L USM	Camera and Lens	-	-	-	-		
			with Focus/Zoom Control Motor (For Focus Control)	-	-	-	-		
			with transmission transmitter	-	-	-	-		
			with transmission transmitter and Focus/Zoom Control Motor (For Focus Control)	-	-	-	-		

Camera Brand	Model	Lens Model	Mounting Status	Balance Adjustment		Camera Backing Base		Focus/Zoom Control Motor	Installation Remark
				Horizontal	Vertical	Horizontal	Vertical		
ZCAM	E2	LUMIX G X Vario 12-35mm f/2.8 II ASPH POWER OIS	Camera and Lens	√	-	√	-		
			with Focus/Zoom Control Motor (For Focus Control)	√	-	√	-		
			with Focus/Zoom Control Motor (For Zoom Control)	√	-	√	-		
			with transmission transmitter	√	-	√	-		
			with transmission transmitter and Focus/Zoom Control Motor (For Focus Control)	√	-	√	-		
			with transmission transmitter and Focus/Zoom Control Motor (For Zoom Control)	√	-	√	-		
SIGMA	fp	45mm F2.8	Camera and Lens	√	-	√	-		
			with Focus/Zoom Control Motor (For Focus Control)	√	-	√	-	Focus/Zoom Control Motor installed on either side	
			with transmission transmitter	√	-	√	-		
			with transmission transmitter and Focus/Zoom Control Motor (For Focus Control)	√	-	√	-	Focus/Zoom Control Motor installed on either side	